



# SZABO SCANDIC

Part of Europa Biosite

## Produktinformation



Forschungsprodukte & Biochemikalien



Zellkultur & Verbrauchsmaterial



Diagnostik & molekulare Diagnostik



Laborgeräte & Service

Weitere Information auf den folgenden Seiten!  
See the following pages for more information!



### Lieferung & Zahlungsart

siehe unsere [Liefer- und Versandbedingungen](#)

### Zuschläge

- Mindermengenzuschlag
- Trockeneiszuschlag
- Gefahrgutzuschlag
- Expressversand

### SZABO-SCANDIC HandelsgmbH

Quellenstraße 110, A-1100 Wien

T. +43(0)1 489 3961-0

F. +43(0)1 489 3961-7

[mail@szabo-scandic.com](mailto:mail@szabo-scandic.com)

[www.szabo-scandic.com](http://www.szabo-scandic.com)

[linkedin.com/company/szaboscandic](https://www.linkedin.com/company/szaboscandic) 

## FLI1 monoclonal antibody (M07), clone 1H4

Catalog # : H00002313-M07


規格 : [ 100 ug ]

[List All](#)

### Specification

<b>Product Description:</b>	Mouse monoclonal antibody raised against a full length recombinant FLI1.
<b>Immunogen:</b>	FLI1 (AAH01670, 1 a.a. ~ 452 a.a) full-length recombinant protein with GST tag. MW of the GST tag alone is 26 KDa.
<b>Sequence:</b>	MDGTIKEALSVVSDGQSLFDSAYGAAAHLPKADMAASGSPDYGQPHKIN PLPPQQEWISQPVRVNVKREYDHMNGSRESPVDCSVSKCSKLVGGGES NPMNYSYMDEKNGPPPPNMTTNERRIVPADPTLWTQEHRQWLEWA IKEYSLMEIDTSFFQNMDGKELCKMNKEDFLRATTLTYNTEVLLSHLSYLR ESSLLAYNTTSHTDQSSRLSVKEDPSYDSVRRGAWGNMNSGLNKSP LGGAQTISKNTEQRQPDPYQILGPTSSRLANPGSGQIQLWQFLLELLS DSANASCITWEGTNGEFKMTDPDEVARRWGERISKPNMNYDKLSRALR YYYDKNIMTKVHGKRYAYKFDHFGIAQALQPHPTESMYKYPDSISYMPS YHAHQQKVNFPVPPSSMPVTSSSFFGAASQYWTSPGGIYPNPVPRH PNTHVPSHLGSYY
<b>Host:</b>	Mouse
<b>Reactivity:</b>	Human
<b>Isotype:</b>	IgG2a Kappa

**Quality Control Testing:** Antibody Reactive Against Recombinant Protein.



Western Blot detection against Immunogen (75.46 KDa) .

**Storage Buffer:** In 1x PBS, pH 7.4

**Storage Instruction:** Store at -20°C or lower. Aliquot to avoid repeated freezing and thawing.

**MSDS:** [Download](#)

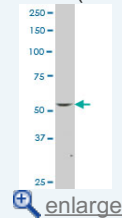
**Datasheet:** [Download](#)

### Applications

Western Blot (Cell lysate)

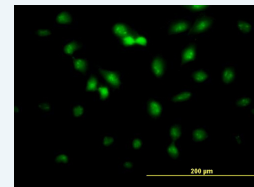
### Application Image

Western Blot (Cell lysate)



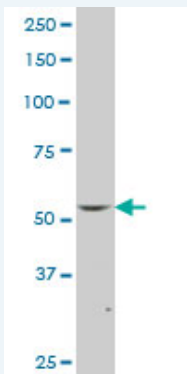
Western Blot (Recombinant protein)

Immunofluorescence



[enlarge](#)

ELISA



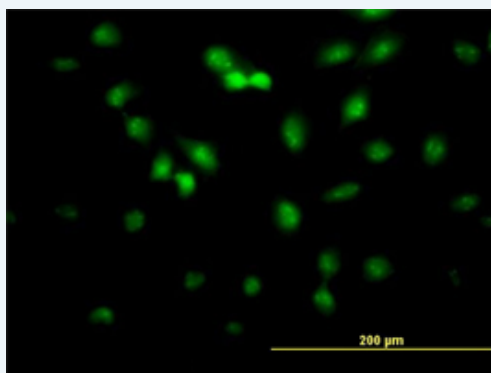
FLI1 monoclonal antibody (M07), clone 1H4 Western Blot analysis of FLI1 expression in Jurkat ( Cat # L017V1 ).

[Protocol Download](#)

#### Western Blot (Recombinant protein)

[Protocol Download](#)

#### Immunofluorescence



[enlarge this image](#)

Immunofluorescence of monoclonal antibody to FLI1 on HeLa cell. [antibody concentration 10 ug/ml]

[Protocol Download](#)

#### ELISA

#### Gene Information

Entrez GeneID: [2313](#)

GeneBank [BC001670](#)  
Accession#:

Protein [AAH01670](#)  
Accession#:

Gene Name: FLI1

Gene Alias: EWSR2,SIC-1

Gene Description: Friend leukemia virus integration 1

Omim ID: [193067](#)

Gene Ontology: [Hyperlink](#)

Other Designations: -

#### Related Disease

---

[服務條款](#) | [隱私權政策](#) | [著作及商標](#) | [網站地圖](#)

©2016 亞諾法生技股份有限公司 Abnova Corporation. 版權所有.