



SZABO SCANDIC

Part of Europa Biosite

Produktinformation



Forschungsprodukte & Biochemikalien



Zellkultur & Verbrauchsmaterial



Diagnostik & molekulare Diagnostik



Laborgeräte & Service

Weitere Information auf den folgenden Seiten!
See the following pages for more information!



Lieferung & Zahlungsart

siehe unsere [Liefer- und Versandbedingungen](#)

Zuschläge

- Mindermengenzuschlag
- Trockeneiszuschlag
- Gefahrgutzuschlag
- Expressversand

SZABO-SCANDIC HandelsgmbH

Quellenstraße 110, A-1100 Wien

T. +43(0)1 489 3961-0

F. +43(0)1 489 3961-7

mail@szabo-scandic.com

www.szabo-scandic.com

[linkedin.com/company/szaboscandic](https://www.linkedin.com/company/szaboscandic) 



FLT3LG purified MaxPab mouse polyclonal antibody (B01P) MaxPab®

Catalog # : H00002323-B01P

規格 : [50 ug]

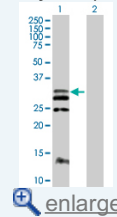
[List All](#)

Specification

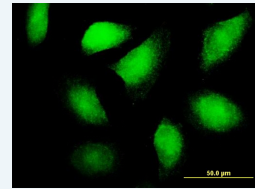
Product Description:	Mouse polyclonal antibody raised against a full-length human FLT3LG protein.
Immunogen:	FLT3LG (NP_001450.2, 1 a.a. ~ 235 a.a) full-length human protein.
Sequence:	MTVLAPAWSPTTYLLLLLLLLSSGLSGTQDCSFQHSPISDFAVKIRELSD YLLQDYPVTVASNLQDEELCGGLWRLVLAQRWMERLKT VAGSKMQGL LERVNT EIH FVTKCAFQPPPSCLRFVQTNISRLLQETSEQLVALKPWITR QNF SRCL ELQCQPDSSTLPPPWSRPLEATAPTAPQPPLLLLLLLLPVGL LLAAAWCLHWQRTRRRTPRPGEQVPPVSPQDLLLLVEH
Host:	Mouse
Reactivity:	Human
Quality Control Testing:	Antibody reactive against mammalian transfected lysate.
Storage Buffer:	In 1x PBS, pH 7.4
Storage Instruction:	Store at -20°C or lower. Aliquot to avoid repeated freezing and thawing.
MSDS:	 Download
Datasheet:	 Download

Application Image

Western Blot (Transfected lysate)

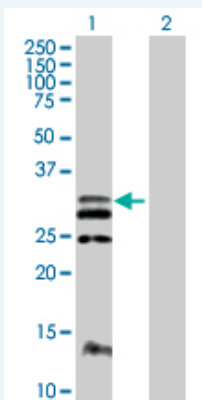


Immunofluorescence



Applications

Western Blot (Transfected lysate)



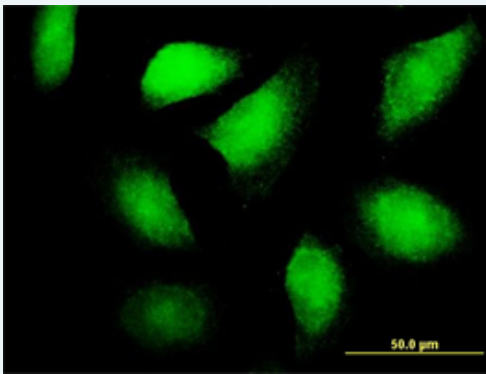
Western Blot analysis of FLT3LG expression in transfected 293T cell line ([H00002323-T01](#)) by FLT3LG MaxPab polyclonal antibody.

Lane 1: FLT3LG transfected lysate(25.85 KDa).

Lane 2: Non-transfected lysate.

 [Protocol Download](#)

Immunofluorescence



[enlarge this image](#)

Immunofluorescence of purified MaxPab antibody to FLT3LG on HeLa cell. [antibody concentration 10 ug/ml]

 [Protocol Download](#)

Gene Information

Entrez GeneID: [2323](#)

GeneBank
Accession#: [NM_001459](#)

Protein
Accession#: [NP_001450.2](#)

Gene Name: FLT3LG

Gene Alias: FL

Gene
Description: fms-related tyrosine kinase 3 ligand

Omim ID: [600007](#)

Gene Ontology: [Hyperlink](#)

Other
Designations: -

Interactome



Gene Pathway

[Cytokine-cytokine receptor interaction](#) [Hematopoietic cell lineage](#) [Pathways in cancer](#)

Related Disease

[Genetic Predisposition to Disease](#) [Ovarian Neoplasms](#)

[服務條款](#) | [隱私權政策](#) | [著作及商標](#) | [網站地圖](#)

©2016 亞諾法生技股份有限公司 Abnova Corporation. 版權所有.