



SZABO SCANDIC

Part of Europa Biosite

Produktinformation



Forschungsprodukte & Biochemikalien



Zellkultur & Verbrauchsmaterial



Diagnostik & molekulare Diagnostik



Laborgeräte & Service

Weitere Information auf den folgenden Seiten!
See the following pages for more information!



Lieferung & Zahlungsart

siehe unsere [Liefer- und Versandbedingungen](#)

Zuschläge

- Mindermengenzuschlag
- Trockeneiszuschlag
- Gefahrgutzuschlag
- Expressversand

SZABO-SCANDIC HandelsgmbH

Quellenstraße 110, A-1100 Wien

T. +43(0)1 489 3961-0

F. +43(0)1 489 3961-7

mail@szabo-scandic.com

www.szabo-scandic.com

[linkedin.com/company/szaboscandic](https://www.linkedin.com/company/szaboscandic) 

FLT4 monoclonal antibody (M04), clone 5B5

Catalog # : H00002324-M04

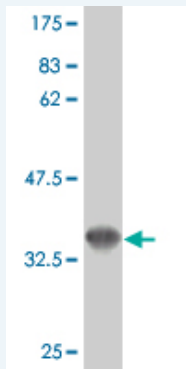
規格 : [100 ug]

[List All](#)

Specification

Product Description:	Mouse monoclonal antibody raised against a partial recombinant FLT4.
Immunogen:	FLT4 (NP_002011, 34 a.a. ~ 133 a.a) partial recombinant protein with GST tag. MW of the GST tag alone is 26 KDa.
Sequence:	ITEESHVIDTGDSLISICRGQHPLEWAWPGAQEAPATGDKDSEDTGWR DCEGTDARPYCKVLLLHEVHANDTGSYVCYKYIKARIEGTTAASSYVFR
Host:	Mouse
Reactivity:	Human
Isotype:	IgG2a Kappa

Quality Control Testing: Antibody Reactive Against Recombinant Protein.



Western Blot detection against Immunogen (36.63 KDa) .

Storage Buffer: In 1x PBS, pH 7.4

Storage Instruction: Store at -20°C or lower. Aliquot to avoid repeated freezing and thawing.

MSDS: [Download](#)


Datasheet: [Download](#)

Applications

Western Blot (Cell lysate)

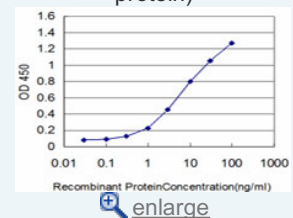
Application Image

Western Blot (Cell lysate)

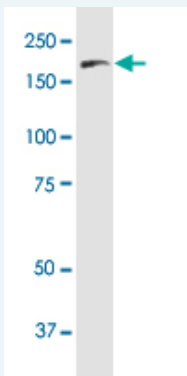


Western Blot (Recombinant protein)

Sandwich ELISA (Recombinant protein)



ELISA



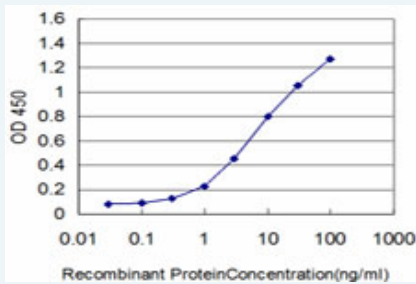
FLT4 monoclonal antibody (M04), clone 5B5. Western Blot analysis of FLT4 expression in 293.

[Protocol Download](#)

Western Blot (Recombinant protein)

[Protocol Download](#)

Sandwich ELISA (Recombinant protein)



Detection limit for recombinant GST tagged FLT4 is approximately 0.3ng/ml as a capture antibody.

[Protocol Download](#)

ELISA

Gene Information

Entrez GeneID: [2324](#)

GeneBank Accession#: [NM_002020](#)

Protein Accession#: [NP_002011](#)

Gene Name: FLT4

Gene Alias: FLT41,LMPH1A,PCL,VEGFR3

Gene Description: fms-related tyrosine kinase 4

Omim ID: [136352](#), [153100](#), [602089](#)

Gene Ontology: [Hyperlink](#)

Gene Summary: This gene encodes a tyrosine kinase receptor for vascular endothelial growth factors C and D. The protein is thought to be involved in lymphangiogenesis and maintenance of the lymphatic endothelium. Mutations in this gene cause hereditary lymphedema type IA. [provided by RefSeq]

Other Designations: soluble VEGFR3 variant 1,soluble VEGFR3 variant 2,soluble VEGFR3 variant 3,vascular endothelial growth factor receptor 3

Gene Pathway

[Cytokine-cytokine receptor interaction](#) [Focal adhesion](#)

Related Disease

[Breast cancer](#) [Cardiovascular Diseases](#) [Chorioamnionitis](#) [Chylothorax](#)
[Diabetes Mellitus, Type 2](#) [Edema](#) [Fetal Membranes, Premature Rupture](#)
[Genetic Predisposition to Disease](#) [Kidney Failure, Chronic](#) [Lymphangiectasis](#) [Lymphedema](#)
[Obstetric Labor, Premature](#) [Pre-Eclampsia](#) [Premature Birth](#)

[服務條款](#) | [隱私權政策](#) | [著作及商標](#) | [網站地圖](#)

©2016 亞諾法生技股份有限公司 Abnova Corporation. 版權所有.