



SZABO SCANDIC

Part of Europa Biosite

Produktinformation



Forschungsprodukte & Biochemikalien



Zellkultur & Verbrauchsmaterial



Diagnostik & molekulare Diagnostik



Laborgeräte & Service

Weitere Information auf den folgenden Seiten!
See the following pages for more information!



Lieferung & Zahlungsart

siehe unsere [Liefer- und Versandbedingungen](#)

Zuschläge

- Mindermengenzuschlag
- Trockeneiszuschlag
- Gefahrgutzuschlag
- Expressversand

SZABO-SCANDIC HandelsgmbH

Quellenstraße 110, A-1100 Wien

T. +43(0)1 489 3961-0

F. +43(0)1 489 3961-7

mail@szabo-scandic.com

www.szabo-scandic.com

[linkedin.com/company/szaboscandic](https://www.linkedin.com/company/szaboscandic) 

FLT4 monoclonal antibody (M08), clone 6B7

Catalog # : H00002324-M08

規格 : [100 ug]

[List All](#)

Specification

Product Description: Mouse monoclonal antibody raised against a partial recombinant FLT4.

Immunogen: FLT4 (NP_002011, 34 a.a. ~ 133 a.a) partial recombinant protein with GST tag. MW of the GST tag alone is 26 KDa.

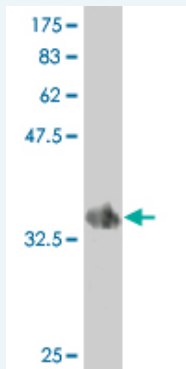
Sequence: ITEESHVIDTGDSLISICRGQHPLEWAWPGAQEAPATGDKDSEDTGWR
DCEGTDARPYCKVLLLHEVHANDTGSYVCYKYIKARIEGTTAASSYVFR

Host: Mouse

Reactivity: Human

Isotype: IgG1 Kappa

Quality Control Testing: Antibody Reactive Against Recombinant Protein.



Western Blot detection against Immunogen (36.63 KDa) .

Storage Buffer: In 1x PBS, pH 7.4

Storage Instruction: Store at -20°C or lower. Aliquot to avoid repeated freezing and thawing.

MSDS: [Download](#)

Datasheet: [Download](#)

Applications

Western Blot (Recombinant protein)

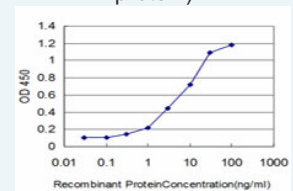
[Protocol Download](#)

Sandwich ELISA (Recombinant protein)

Application Image

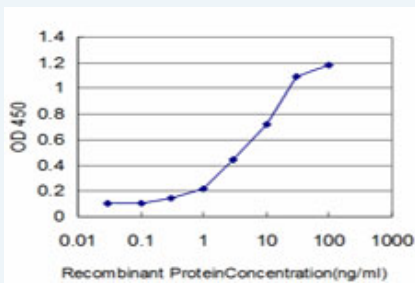
Western Blot (Recombinant protein)

Sandwich ELISA (Recombinant protein)



[enlarge](#)

ELISA



Detection limit for recombinant GST tagged FLT4 is approximately 0.3ng/ml as a capture antibody.

 [Protocol Download](#)

ELISA

Gene Information

Entrez GeneID: [2324](#)

GeneBank [NM_002020](#)

Accession#:

Protein [NP_002011](#)

Accession#:

Gene Name: FLT4

Gene Alias: FLT41,LMPH1A,PCL,VEGFR3

Gene Description: fms-related tyrosine kinase 4

Omim ID: [136352](#), [153100](#), [602089](#)

Gene Ontology: [Hyperlink](#)

Gene Summary: This gene encodes a tyrosine kinase receptor for vascular endothelial growth factors C and D. The protein is thought to be involved in lymphangiogenesis and maintenance of the lymphatic endothelium. Mutations in this gene cause hereditary lymphedema type IA. [provided by RefSeq]

Other Designations: soluble VEGFR3 variant 1,soluble VEGFR3 variant 2,soluble VEGFR3 variant 3,vascular endothelial growth factor receptor 3

Gene Pathway

[Cytokine-cytokine receptor interaction](#) [Focal adhesion](#)

Related Disease

[Breast cancer](#) [Cardiovascular Diseases](#) [Chorioamnionitis](#) [Chylothorax](#) [Diabetes Mellitus, Type 2](#) [Edema Fetal Membranes, Premature Rupture](#) [Genetic Predisposition to Disease](#) [Kidney Failure, Chronic](#) [Lymphangiectasis](#) [Lymphedema](#) [Obstetric Labor, Premature](#) [Pre-Eclampsia](#) [Premature Birth](#)