



SZABO SCANDIC

Part of Europa Biosite

Produktinformation



Forschungsprodukte & Biochemikalien



Zellkultur & Verbrauchsmaterial



Diagnostik & molekulare Diagnostik



Laborgeräte & Service

Weitere Information auf den folgenden Seiten!
See the following pages for more information!



Lieferung & Zahlungsart

siehe unsere [Liefer- und Versandbedingungen](#)

Zuschläge

- Mindermengenzuschlag
- Trockeneiszuschlag
- Gefahrgutzuschlag
- Expressversand

SZABO-SCANDIC HandelsgmbH

Quellenstraße 110, A-1100 Wien

T. +43(0)1 489 3961-0

F. +43(0)1 489 3961-7

mail@szabo-scandic.com

www.szabo-scandic.com

[linkedin.com/company/szaboscandic](https://www.linkedin.com/company/szaboscandic) 

FMO3 purified MaxPab mouse polyclonal antibody (B01P) MaxPab®

Catalog # : H00002328-B01P

規格 : [50 ug]

List All

Specification

Product Description: Mouse polyclonal antibody raised against a full-length human FMO3 protein.

Immunogen: FMO3 (AAH32016.1, 1 a.a. ~ 532 a.a) full-length human protein.

Sequence:
 MGKKVAIIGAGVSGLASIRSCLEEGLEPTCFEKSNDIGGLWKFSDHAEEG
 RASIYKSVFSNSSKEMMCFPDFFPDDFPNFMHNSKIQEYIIAFAKEKNLL
 KYIQFKTFVSSVNHKHPDFATTGQWDVTTTERDGKKEAVFDAMVCSGH
 HVYPNLPKESFPGLNHFKGKCFHSRDYKEPGVFNGKRVLVGLGNSGC
 DIATELSRTAEQVMISSRSGSWMSRVWDNGYPWDMLLVTRFGTFLKN
 NLPTAISDWLYMKQMNARFKHENYGLMPLNGVLRKEPVFNDELPASILCG
 IVSVKPNVKEFTETSAIFEDGTIFEGIDCVIFATGYSFAYPFLDESIKSRNNE
 IILFKGVFPPLLEKSTIAVIGFVQSLGAAIPTVDLQSRWAAQVIKGTCTLPS
 MEDMMNDINEKMEKKRKWFGKSETIQTDYIVYMDLSSFIGAKPNIPWLF
 LTDPKLAMEVYFGPCSPYQFRLVGPQWPGARNAILTQWDRSLKPMQ
 TRVVGRLQKPCFFHHLKLFaipillIAVFLVLT

Host: Mouse

Reactivity: Human

Quality Control Testing: Antibody reactive against mammalian transfected lysate.

Storage Buffer: In 1x PBS, pH 7.4

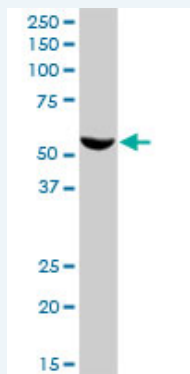
Storage Instruction: Store at -20°C or lower. Aliquot to avoid repeated freezing and thawing.

MSDS:  [Download](#)

Datasheet:  [Download](#)

Applications

Western Blot (Tissue lysate)

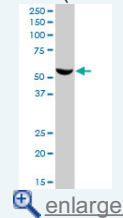


FMO3 MaxPab polyclonal antibody. Western Blot analysis of FMO3 expression in human liver.

 [Protocol Download](#)

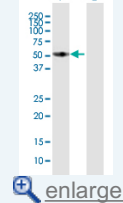
Application Image


Western Blot (Tissue lysate)



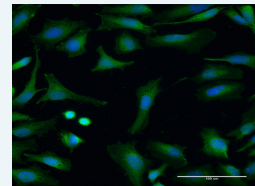
 [enlarge](#)


Western Blot (Transfected lysate)



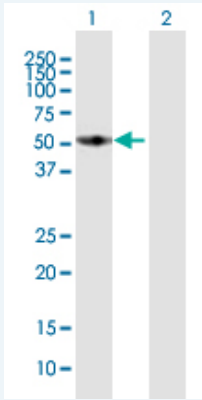
 [enlarge](#)

Immunofluorescence



 [enlarge](#)


Western Blot (Transfected lysate)



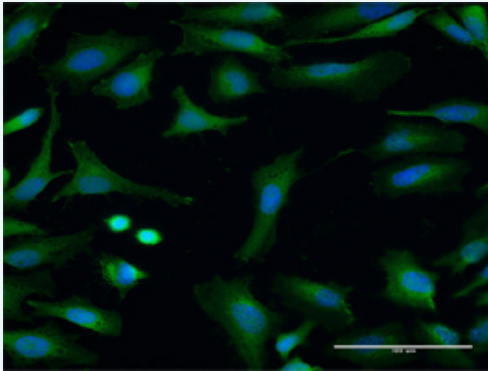
Western Blot analysis of FMO3 expression in transfected 293T cell line (H00002328-T01) by FMO3 MaxPab polyclonal antibody.

Lane 1: FMO3 transfected lysate(58.52 KDa).

Lane 2: Non-transfected lysate.

 [Protocol Download](#)

Immunofluorescence



 [enlarge this image](#)

Immunofluorescence of purified MaxPab antibody to FMO3 on HeLa cell. [antibody concentration 10 ug/ml]

 [Protocol Download](#)

Gene Information

Entrez GeneID: [2328](#)

GeneBank [BC032016.1](#)

Accession#:

Protein [AAH32016.1](#)

Accession#:

Gene Name: FMO3

Gene Alias: FMOII,MGC34400,TMAU,dJ127D3.1

Gene Description: flavin containing monooxygenase 3

Omim ID: [136132](#), [602079](#)

Gene Ontology: [Hyperlink](#)

Gene Summary: Flavin-containing monooxygenases (FMO) are an important class of drug-metabolizing enzymes that catalyze the NADPH-dependent oxygenation of various nitrogen-,sulfur-, and phosphorous-containing xenobiotics such as therapeutic drugs, dietary compounds, pesticides, and other foreign compounds. The human FMO gene family is composed of 5 genes and multiple pseudogenes. FMO members have distinct developmental- and tissue-specific expression patterns. The

expression of this FMO3 gene, the major FMO expressed in adult liver, can vary up to 20-fold between individuals. This inter-individual variation in FMO3 expression levels is likely to have significant effects on the rate at which xenobiotics are metabolised and, therefore, is of considerable interest to the pharmaceutical industry. This transmembrane protein localizes to the endoplasmic reticulum of many tissues. Alternative splicing of this gene results in multiple transcript variants encoding the same protein. Mutations in this gene cause the disorder trimethylaminuria (TMAu) which is characterized by the accumulation and excretion of unmetabolized trimethylamine and a distinctive body odor. In healthy individuals, trimethylamine is primarily converted to the non odorous trimethylamine N-oxide

Other Designations: Flavin-containing monooxygenase-3, OTTHUMP00000033540

Gene Pathway

[Drug metabolism - cytochrome P450](#)

Related Disease

[Adenoma](#) [Adenomatous Polyposis Coli](#) [Adenomatous Polyps](#) [Brain Neoplasms](#) [Cardiovascular Diseases](#) [Colon cancer](#) [Colorectal Neoplasms](#) [Ductus Arteriosus](#), [Patent Genetic Predisposition to Disease](#) [Hearing Loss](#) [Hypertension](#) [Infant, Premature, Diseases](#) [Kidney Failure, Chronic](#) [Metabolism, Inborn Errors](#) [Obesity](#) [Ovarian Failure, Premature](#) [Polycystic Ovary Syndrome](#) [Puberty, Delayed](#) [Puberty, Precocious](#)

... see more

[服務條款](#) | [隱私權政策](#) | [著作及商標](#) | [網站地圖](#)

©2016 亞諾法生技股份有限公司 Abnova Corporation. 版權所有.