



SZABO SCANDIC

Part of Europa Biosite

Produktinformation



Forschungsprodukte & Biochemikalien



Zellkultur & Verbrauchsmaterial



Diagnostik & molekulare Diagnostik



Laborgeräte & Service

Weitere Information auf den folgenden Seiten!
See the following pages for more information!



Lieferung & Zahlungsart

siehe unsere [Liefer- und Versandbedingungen](#)

Zuschläge

- Mindermengenzuschlag
- Trockeneiszuschlag
- Gefahrgutzuschlag
- Expressversand

SZABO-SCANDIC HandelsgmbH

Quellenstraße 110, A-1100 Wien

T. +43(0)1 489 3961-0

F. +43(0)1 489 3961-7

mail@szabo-scandic.com

www.szabo-scandic.com

[linkedin.com/company/szaboscandic](https://www.linkedin.com/company/szaboscandic) 

FMO5 purified MaxPab mouse polyclonal antibody (B01P) MaxPab®

Catalog # : H00002330-B01P

規格 : [50 ug]

[List All](#)

Specification

Product Description: Mouse polyclonal antibody raised against a full-length human FMO5 protein.

Immunogen: FMO5 (AAH35687.1, 1 a.a. ~ 285 a.a) full-length human protein.

Sequence:
 MTKKRIAVIGGGVSGLSSIKCCVEEGLEPVCFERTDDIGGLWRFQENPEE
 GRASIYKSVIINTSKEMMCFSDYPIPDHYPNFMHNAQVLEYFRMYAKEFDL
 LKYIRFKTTVCSVKKQPDFATSGQWEVWTESEGKEMNVFDGVMVCTG
 HHTNAHLPLESFPGIEKFKGQYFHSRDYKNPEGFTGKRVIIGIGNSGGDL
 AVEISQTAKQVFLSTRRGAWILNRVGDYGYPADVLFSSRLTHFIWKICGQ
 SLANKYLEKKINQRFDHEMFGLKPKHRKDIALTE

Host: Mouse

Reactivity: Human

Quality Control Testing: Antibody reactive against mammalian transfected lysate.

Storage Buffer: In 1x PBS, pH 7.4

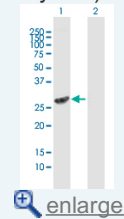
Storage Instruction: Store at -20°C or lower. Aliquot to avoid repeated freezing and thawing.


MSDS:  [Download](#)

Datasheet:  [Download](#)

Application Image

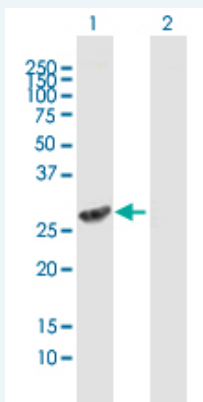
Western Blot (Transfected lysate)



 [enlarge](#)

Applications

Western Blot (Transfected lysate)



Western Blot analysis of FMO5 expression in transfected 293T cell line ([H00002330-T01](#)) by FMO5 MaxPab polyclonal antibody.

Lane 1: FMO5 transfected lysate(31.35 KDa).

Lane 2: Non-transfected lysate.

 [Protocol Download](#)

Gene Information

Entrez GeneID: [2330](#)

**GeneBank
Accession#:** [BC035687.1](#)

**Protein
Accession#:** [AAH35687.1](#)

Gene Name: FMO5

Gene Alias: -

**Gene
Description:** flavin containing monooxygenase 5

Omim ID: [603957](#)

Gene Ontology: [Hyperlink](#)

Gene Summary: Metabolic N-oxidation of the diet-derived amino-trimethylamine (TMA) is mediated by flavin-containing monooxygenase and is subject to an inherited FMO3 polymorphism in man resulting in a small subpopulation with reduced TMA N-oxidation capacity resulting in fish odor syndrome Trimethylaminuria. Three forms of the enzyme, FMO1 found in fetal liver, FMO2 found in adult liver, and FMO3 are encoded by genes clustered in the 1q23-q25 region. Flavin-containing monooxygenases are NADPH-dependent flavoenzymes that catalyzes the oxidation of soft nucleophilic heteroatom centers in drugs, pesticides, and xenobiotics. Alternative splicing results in multiple transcript variants. [provided by RefSeq]

**Other
Designations:** OTTHUMP00000016306

Gene Pathway

[Drug metabolism - cytochrome P450](#)

Related Disease

[Hearing Loss](#) [Kidney Failure](#), [Chronic Tobacco Use Disorder](#)

[服務條款](#) | [隱私權政策](#) | [著作及商標](#) | [網站地圖](#)

©2016 亞諾法生技股份有限公司 Abnova Corporation. 版權所有.