



SZABO SCANDIC

Part of Europa Biosite

Produktinformation



Forschungsprodukte & Biochemikalien



Zellkultur & Verbrauchsmaterial



Diagnostik & molekulare Diagnostik



Laborgeräte & Service

Weitere Information auf den folgenden Seiten!
See the following pages for more information!



Lieferung & Zahlungsart

siehe unsere [Liefer- und Versandbedingungen](#)

Zuschläge

- Mindermengenzuschlag
- Trockeneiszuschlag
- Gefahrgutzuschlag
- Expressversand

SZABO-SCANDIC HandelsgmbH

Quellenstraße 110, A-1100 Wien

T. +43(0)1 489 3961-0

F. +43(0)1 489 3961-7

mail@szabo-scandic.com

www.szabo-scandic.com

[linkedin.com/company/szaboscandic](https://www.linkedin.com/company/szaboscandic) 

GSN MaxPab mouse polyclonal antibody (B01) MaxPab®

Catalog # : H00002934-B01

規格 : [50 uL]

[List All](#)

Specification

Product Description:	Mouse polyclonal antibody raised against a full-length human GSN protein.
Immunogen:	GSN (AAH26033.1, 1 a.a. ~ 782 a.a) full-length human protein.
Sequence:	MAPHRPAPALLCALSLALCALSLPVRAATASRGASQAGAPQGRVPEARP NSMVVEHPEFLKAGKEPGLQIWRVEKFDLVPVPTNLYGDFFTGDAYVILK TVQLRNGNLQYDLHYWLGNECSQDESGAAAFVQLDDYLNGRAVQHR EVQGFESATFLGYFKSGLKYKGGVASGFKHVVPNEVWVQRLFQVKGR RVWRATEVPVSWESFNNGDCFILDLGNNIHQWCGSNSNRYERLKATQVS KGIRDNERSGRARVHVSEEGTEPEAMLQVLGPKPALPAGTEDTAKEDAA NRKLAKLYKVSNGAGTMSVSLVADENPFAQGALKSEDCFILDHGKDGKIF VWKGKQANTEERKAALKTASDFITKMDYPKQTQVSVLPEGGETPLFKQ FFKNWRDPDQTDGLGLSYLSSHIANVERVPFDAATLHTSTAMAAQHGM DDDGTGQKQIWRIEGSNKVPVDPATYQQFYGGDSYIILYNRHGGRQG QIYNWQGAQSTQDEVAASAILTAQLDEELGGTPVQSRVWQGKEPAHLM SLFGGKPMIYKGGTSREGGQTAAPASTRLFQVRANSAGATRAVEVLPKA GALNSNDAFVLKTPSAAYLVWGTGASEAEKTGAQELLRVLRAQPQVA EGSEPDGFWEALGGKAAAYRTSPRLKDKKMDAHPPLRFACSNKIGRFVIE EVPGELMQEDLATDDVMLLDTWDQVFVWVGKDSQEEEEKTEALTSKR YIETDPANRDRRTPITVVKQGFEPSPFVGWFLGWDDDYWSVDPLDRAM AELAA
Host:	Mouse
Reactivity:	Human
Quality Control Testing:	Antibody reactive against mammalian transfected lysate.
Storage Buffer:	No additive
Storage Instruction:	Store at -20°C or lower. Aliquot to avoid repeated freezing and thawing.
Note:	For IHC and IF applications, antibody purification with Protein A will be needed prior to use.

MSDS: [Download](#)

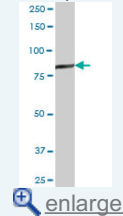
Datasheet: [Download](#)

Applications

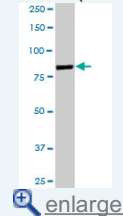
Western Blot (Tissue lysate)

Application Image

Western Blot (Tissue lysate)

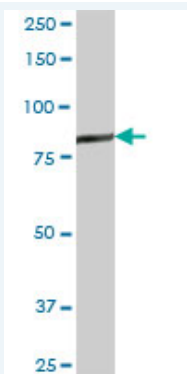


Western Blot (Cell lysate)



Western Blot (Transfected lysate)

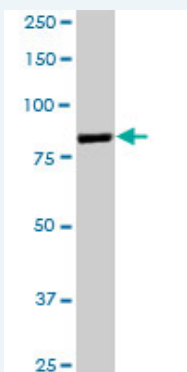





GSN MaxPab polyclonal antibody. Western Blot analysis of GSN expression in human stomach.

 [Protocol Download](#)

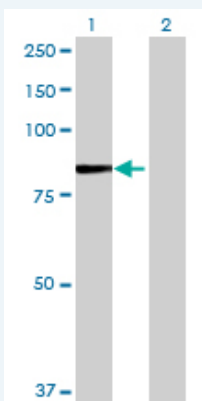
Western Blot (Cell lysate)



GSN MaxPab polyclonal antibody. Western Blot analysis of GSN expression in HepG2.

 [Protocol Download](#)

Western Blot (Transfected lysate)



Western Blot analysis of GSN expression in transfected 293T cell line ([H00002934-T01](#)) by GSN MaxPab polyclonal antibody.

Lane 1: GSN transfected lysate(86.02 KDa).

Lane 2: Non-transfected lysate.

 [Protocol Download](#)

Gene Information

Entrez GeneID: [2934](#)

GeneBank [NM_000177.4](#)
Accession#:

Protein [AAH26033.1](#)
Accession#:

Gene Name: GSN

Gene Alias: DKFZp313L0718

Gene Description: gelsolin (amyloidosis, Finnish type)

Omim ID: [105120](#), [137350](#)

Gene Ontology: [Hyperlink](#)

Gene Summary: The protein encoded by this gene binds to the "plus" ends of actin monomers and filaments to prevent monomer exchange. The encoded calcium-regulated protein functions in both assembly and disassembly of actin filaments. Defects in this gene are a cause of familial amyloidosis Finnish type (FAF). Multiple transcript variants encoding several different isoforms have been found for this gene. [provided by RefSeq]

Other Designations: OTTHUMP00000022011,OTTHUMP00000162202,gelsolin

Gene Pathway

[Fc gamma R-mediated phagocytosis](#) [Regulation of actin cytoskeleton](#)

Related Disease

[Tobacco Use Disorder](#)

[服務條款](#) | [隱私權政策](#) | [著作及商標](#) | [網站地圖](#)

©2016 亞諾法生技股份有限公司 Abnova Corporation. 版權所有.