



SZABO SCANDIC

Part of Europa Biosite

Produktinformation



Forschungsprodukte & Biochemikalien



Zellkultur & Verbrauchsmaterial



Diagnostik & molekulare Diagnostik



Laborgeräte & Service

Weitere Information auf den folgenden Seiten!
See the following pages for more information!



Lieferung & Zahlungsart

siehe unsere [Liefer- und Versandbedingungen](#)

Zuschläge

- Mindermengenzuschlag
- Trockeneiszuschlag
- Gefahrgutzuschlag
- Expressversand

SZABO-SCANDIC HandelsgmbH

Quellenstraße 110, A-1100 Wien

T. +43(0)1 489 3961-0

F. +43(0)1 489 3961-7

mail@szabo-scandic.com

www.szabo-scandic.com

[linkedin.com/company/szaboscandic](https://www.linkedin.com/company/szaboscandic) 

GSR purified MaxPab mouse polyclonal antibody (B01P) MaxPab®

Catalog # : H00002936-B01P

規格 : [50 ug]

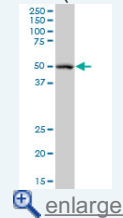
[List All](#)

Specification

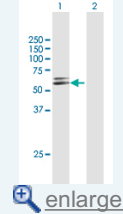
Product Description:	Mouse polyclonal antibody raised against a full-length human GSR protein.
Immunogen:	GSR (NP_000628.2, 1 a.a. ~ 522 a.a) full-length human protein.
Sequence:	MALLPRALSAGAGPSWRRRAARAFRGFLLLLPEPAALTRALSRAMACRQ EPQPQGPppAAGAVASYDYLVIggGSGGLASARRAAELGARAAVESH KLGgTcVnVgCvPKKVMWNTAVHSEFMHDHADYGFPSCEGKFNWRVIK EKRDAYVSRlnAYQnNLTKSHIEIRGHAAFTSDPKPTIEVSGKkYTAPHILl ATGGMpSTPHESQIPGASLGITSDGFFQLEELPGRSVIVGAGYIAVEMAGI LSALGSKTSLMIRHDKVLRsFDsmISTNCTEELenAGVEVLKFSQVKEVK KTLsGLEVSMVTAVPGRLPVMTMIPDvDCLLWAIGRVPNTKDLsLNKLGl QTDDKGHIIVDEFQNTNVKGIYAVGDVCGKALLTPVAIAAGRKLahRLFEY KEDSKLDYnNIPTVVFShPPiGTVGLTEDEAIHKYGIENVKTYSTSFTPMYH AVTKRKTkCVMKMCANKEEKVVGiHMqGLGCDEMLQGFavAVKMGAT KADFDNTVAIHPTsSEELVTLR
Host:	Mouse
Reactivity:	Human
Quality Control Testing:	Antibody reactive against mammalian transfected lysate.
Storage Buffer:	In 1x PBS, pH 7.4
Storage Instruction:	Store at -20°C or lower. Aliquot to avoid repeated freezing and thawing.
MSDS:	Download
Datasheet:	Download

Application Image

Western Blot (Tissue lysate)

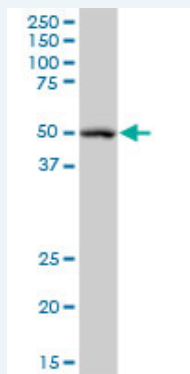


Western Blot (Transfected lysate)



Applications

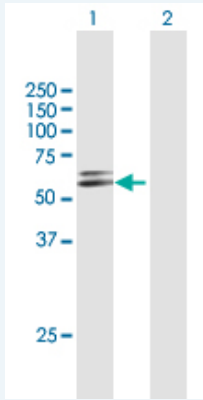
Western Blot (Tissue lysate)



GSR MaxPab polyclonal antibody. Western Blot analysis of GSR expression in human placenta.

[Protocol Download](#)


Western Blot (Transfected lysate)



Western Blot analysis of GSR expression in transfected 293T cell line ([H00002936-T01](#)) by GSR MaxPab polyclonal antibody.

Lane 1: GSR transfected lysate(57.42 KDa).

Lane 2: Non-transfected lysate.

 [Protocol Download](#)

Gene Information

Entrez GeneID: [2936](#)

GeneBank [NM_000637.2](#)
Accession#:

Protein [NP_000628.2](#)
Accession#:

Gene Name: GSR

Gene Alias: MGC78522

Gene [glutathione reductase](#)
Description:

Omim ID: [138300](#)

Gene Ontology: [Hyperlink](#)

Other -
Designations:

Gene Pathway

[Glutathione metabolism](#)

Related Disease

[Alzheimer Disease](#) [Alzheimer disease](#) [Arsenic Poisoning](#) [Breast cancer](#) [Breast Neoplasms](#)
[Carcinoma, Ductal, Breast](#) [Carcinoma, Lobular](#) [Cardiovascular Diseases](#) [Cognition](#)
[Coronary Artery Disease](#) [Diabetes Mellitus, Type 2](#) [DNA Damage](#) [Edema](#)
[Genetic Predisposition to Disease](#) [Kidney Failure, Chronic](#) [Lung Neoplasms](#)
[Tobacco Use Disorder](#)