



SZABO SCANDIC

Part of Europa Biosite

Produktinformation



Forschungsprodukte & Biochemikalien



Zellkultur & Verbrauchsmaterial



Diagnostik & molekulare Diagnostik



Laborgeräte & Service

Weitere Information auf den folgenden Seiten!
See the following pages for more information!



Lieferung & Zahlungsart

siehe unsere [Liefer- und Versandbedingungen](#)

Zuschläge

- Mindermengenzuschlag
- Trockeneiszuschlag
- Gefahrgutzuschlag
- Expressversand

SZABO-SCANDIC HandelsgmbH

Quellenstraße 110, A-1100 Wien

T. +43(0)1 489 3961-0

F. +43(0)1 489 3961-7

mail@szabo-scandic.com

www.szabo-scandic.com

[linkedin.com/company/szaboscandic](https://www.linkedin.com/company/szaboscandic)

GSS monoclonal antibody (M01), clone 5G4-2E9

Catalog # : H00002937-M01

規格 : [100 ug]

[List All](#)

Specification

Product Description: Mouse monoclonal antibody raised against a full length recombinant GSS.

Immunogen: GSS recombinant protein.

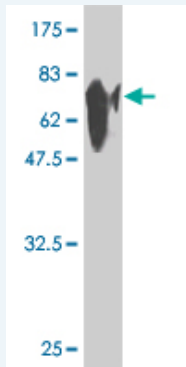
Sequence: MATNWGSELLQDKQQLEELARQAVDRALAEGLVLLRTSSEPTSSSEVSYA
PFTLFPSLVPSALLEQAYAVQMDFNLLVDAVSQNAAFLEQTLSSSTIKQDD
FTARLFDIHKQVLKEGIAQTVFLGLNRSYMFQRSADGSPALKQIEINTIS
ASFGGLASRTPAVHRHVL SVLSKTKEAGKILSNP SKGLALGIKAWELY
GSPNALVLLIAQEKERNIFDQRAIENELLARNIHVIRRTFEDISEKGLDQD
RRLF

Host: Mouse

Reactivity: Human

Isotype: IgG2a Kappa

Quality Control Testing: Antibody Reactive Against Recombinant Protein.



Western Blot detection against Immunogen (80 KDa) .

Storage Buffer: In 1x PBS, pH 7.4

Storage Instruction: Store at -20°C or lower. Aliquot to avoid repeated freezing and thawing.

MSDS: [Download](#)

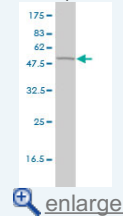
Datasheet: [Download](#)

Applications

Western Blot (Tissue lysate)

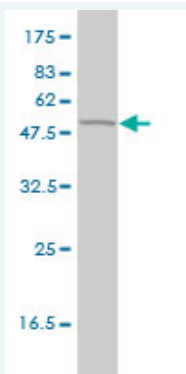
Application Image

Western Blot (Tissue lysate)



Western Blot (Recombinant protein)

ELISA



GSS monoclonal antibody (M01), clone 5G4-2E9. Western Blot analysis of GSS expression in human colon.

 [Protocol Download](#)

Western Blot (Recombinant protein)

 [Protocol Download](#)

ELISA

Gene Information

Entrez GeneID: [2937](#)

GeneBank Accession#: =

Protein Accession#: =

Gene Name: GSS

Gene Alias: GSHS,MGC14098

Gene Description: glutathione synthetase

Omim ID: [231900](#), [266130](#), [601002](#)

Gene Ontology: [Hyperlink](#)

Gene Summary: Glutathione is important for a variety of biological functions, including protection of cells from oxidative damage by free radicals, detoxification of xenobiotics, and membrane transport. The protein encoded by this gene functions as a homodimer to catalyze the second step of glutathione biosynthesis, which is the ATP-dependent conversion of gamma-L-glutamyl-L-cysteine to glutathione. Defects in this gene are a cause of glutathione synthetase deficiency. [provided by RefSeq]

Other Designations: GSH synthetase, OTTHUMP00000030711, glutathione synthase

Gene Pathway

[Glutathione metabolism](#) [Metabolic pathways](#)

Related Disease

[Alzheimer Disease](#) [Alzheimer disease](#) [Amyotrophic Lateral Sclerosis](#) [Amyotrophic lateral sclerosis](#) [Cardiovascular Diseases](#) [Cognition](#) [Coronary Artery Disease](#) [Diabetes Mellitus, Type 2](#) [Edema](#) [Genetic Predisposition to Disease](#) [Kidney Failure, Chronic](#) [Lung Neoplasms](#)

