



SZABO SCANDIC

Part of Europa Biosite

Produktinformation



Forschungsprodukte & Biochemikalien



Zellkultur & Verbrauchsmaterial



Diagnostik & molekulare Diagnostik



Laborgeräte & Service

Weitere Information auf den folgenden Seiten!
See the following pages for more information!



Lieferung & Zahlungsart

siehe unsere [Liefer- und Versandbedingungen](#)

Zuschläge

- Mindermengenzuschlag
- Trockeneiszuschlag
- Gefahrgutzuschlag
- Expressversand

SZABO-SCANDIC HandelsgmbH

Quellenstraße 110, A-1100 Wien

T. +43(0)1 489 3961-0

F. +43(0)1 489 3961-7

mail@szabo-scandic.com

www.szabo-scandic.com

[linkedin.com/company/szaboscandic](https://www.linkedin.com/company/szaboscandic) 



GSTA3 MaxPab mouse polyclonal antibody (B01) MaxPab®

Catalog # : H00002940-B01

規格 : [50 uL]

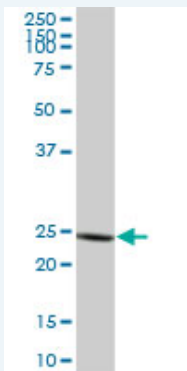
[List All](#)

Specification

Product Description:	Mouse polyclonal antibody raised against a full-length human GSTA3 protein.
Immunogen:	GSTA3 (AAH20619.1, 1 a.a. ~ 222 a.a) full-length human protein.
Sequence:	MAGKPKLHYFNGRGRMEPIRWLLAAAGVEFEEKFIGSAEDLGKLRNDGS LMFQQVPMVEIDGIKLVQTRAILNYASKYNLYGKDIKERALIDMYTEGMAD LNEMILLPLCRPEEKDAKIALIKEKTKSRYFPAFEKVLQSHGQDYL VGNK LSRADISLVLLYYVEELDSSLSISNFP LLKALKTRISNLPTVKKFLQPGSPR KPPADAKALEEARKIFRF
Host:	Mouse
Reactivity:	Human
Quality Control Testing:	Antibody reactive against mammalian transfected lysate.
Storage Buffer:	No additive
Storage Instruction:	Store at -20°C or lower. Aliquot to avoid repeated freezing and thawing.
Note:	For IHC and IF applications, antibody purification with Protein A will be needed prior to use.
MSDS:	 Download
Datasheet:	 Download

Applications

Western Blot (Tissue lysate)



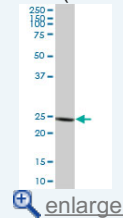
GSTA3 MaxPab polyclonal antibody. Western Blot analysis of GSTA3 expression in human liver.

 [Protocol Download](#)

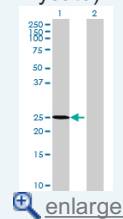
Western Blot (Transfected lysate)

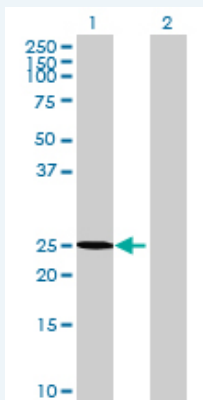
Application Image

Western Blot (Tissue lysate)



Western Blot (Transfected lysate)





Western Blot analysis of GSTA3 expression in transfected 293T cell line ([H00002940-T01](#)) by GSTA3 MaxPab polyclonal antibody.

Lane 1: GSTA3 transfected lysate(24.42 KDa).
Lane 2: Non-transfected lysate.

 [Protocol Download](#)

Gene Information

Entrez GeneID: [2940](#)

GeneBank Accession#: [BC020619.1](#)

Protein Accession#: [AAH20619.1](#)

Gene Name: GSTA3

Gene Alias: GSTA3-3,GTA3,MGC22232

Gene Description: glutathione S-transferase alpha 3

Omim ID: [605449](#)

Gene Ontology: [Hyperlink](#)

Gene Summary: Cytosolic and membrane-bound forms of glutathione S-transferase are encoded by two distinct supergene families. These enzymes are involved in cellular defense against toxic, carcinogenic, and pharmacologically active electrophilic compounds. At present, eight distinct classes of the soluble cytoplasmic mammalian glutathione S-transferases have been identified: alpha, kappa, mu, omega, pi, sigma, theta and zeta. This gene encodes a glutathione S-transferase belonging to the alpha class genes that are located in a cluster mapped to chromosome 6. Genes of the alpha class are highly related and encode enzymes with glutathione peroxidase activity. However, during evolution, this alpha class gene diverged accumulating mutations in the active site that resulted in differences in substrate specificity and catalytic activity. The enzyme encoded by this gene catalyzes the double bond isomerization of precursors for progesterone and testosterone during the biosynthesis of steroid hormones. An additional transcript variant has been identified, but its full length sequence has not been determined. [provided by RefSeq]

Other Designations: GST class-alpha,OTTHUMP00000016615,S-(hydroxyalkyl)glutathione lyase A3,glutathione S-alkyltransferase A3,glutathione S-aralkyltransferase A3,glutathione S-aryltransferase A3,glutathione S-transferase A3-3

Gene Pathway

[Drug metabolism - cytochrome P450](#) [Glutathione metabolism](#)

[Metabolism of xenobiotics by cytochrome P450](#)

Related Disease

[Alzheimer Disease](#) [Alzheimer disease](#) [Cognition](#) [Lung Neoplasms](#)

[服務條款](#) | [隱私權政策](#) | [著作及商標](#) | [網站地圖](#)

©2016 亞諾法生技股份有限公司 Abnova Corporation. 版權所有.