



SZABO SCANDIC

Part of Europa Biosite

Produktinformation



Forschungsprodukte & Biochemikalien



Zellkultur & Verbrauchsmaterial



Diagnostik & molekulare Diagnostik



Laborgeräte & Service

Weitere Information auf den folgenden Seiten!
See the following pages for more information!



Lieferung & Zahlungsart

siehe unsere [Liefer- und Versandbedingungen](#)

Zuschläge

- Mindermengenzuschlag
- Trockeneiszuschlag
- Gefahrgutzuschlag
- Expressversand

SZABO-SCANDIC HandelsgmbH

Quellenstraße 110, A-1100 Wien

T. +43(0)1 489 3961-0

F. +43(0)1 489 3961-7

mail@szabo-scandic.com

www.szabo-scandic.com

[linkedin.com/company/szaboscandic](https://www.linkedin.com/company/szaboscandic) 



GSTA4 MaxPab mouse polyclonal antibody (B02) MaxPab®

Catalog # : H00002941-B02

規格 : [50 uL]

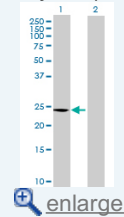
[List All](#)

Specification

Product Description:	Mouse polyclonal antibody raised against a full-length human GSTA4 protein.
Immunogen:	GSTA4 (NP_001503.1, 1 a.a. ~ 222 a.a) full-length human protein.
Sequence:	MAARPKLHYPNGRGRMESVRWVLAAGVEFDEEFLETKEQLYKLQDGN HLLFQQVPMVEIDGMKLVQTRSILHYIADKHNLFGKNLKERTLIDMYVEGT LDLLELLIMHPFLKPDDQQKEVVNMAQKAIIRYFPVFEKILRGHGQSFLVG NQLSLADVILLQTILALEEKIPNLSAFPFLQEYTVKLSNIPTIKRFLEPGSKK KPPPDEIYVRTVYNIFRP
Host:	Mouse
Reactivity:	Human
Quality Control Testing:	Antibody reactive against mammalian transfected lysate.
Storage Buffer:	No additive
Storage Instruction:	Store at -20°C or lower. Aliquot to avoid repeated freezing and thawing.
Note:	For IHC and IF applications, antibody purification with Protein A will be needed prior to use.
MSDS:	 Download
Datasheet:	 Download

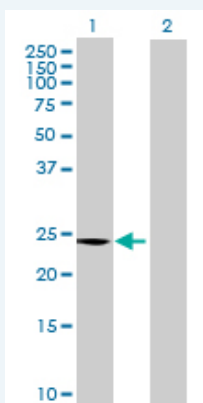
Application Image

Western Blot (Transfected lysate)



Applications


Western Blot (Transfected lysate)



Western Blot analysis of GSTA4 expression in transfected 293T cell line (H00002941-T02) by GSTA4 MaxPab polyclonal antibody.

Lane 1: GSTA4 transfected lysate(24.42 KDa).

Lane 2: Non-transfected lysate.

 [Protocol Download](#)

Gene Information

Entrez GeneID: [2941](#)

GeneBank
Accession#: [NM_001512.2](#)

Protein
Accession#: [NP_001503.1](#)

Gene Name: [GSTA4](#)

Gene Alias: [DKFZp686D21185,GSTA4-4,GTA4](#)

Gene
Description: [glutathione S-transferase alpha 4](#)

Omim ID: [605450](#)

Gene Ontology: [Hyperlink](#)

Gene Summary: Cytosolic and membrane-bound forms of glutathione S-transferase are encoded by two distinct supergene families. These enzymes are involved in cellular defense against toxic, carcinogenic, and pharmacologically active electrophilic compounds. At present, eight distinct classes of the soluble cytoplasmic mammalian glutathione S-transferases have been identified: alpha, kappa, mu, omega, pi, sigma, theta and zeta. This gene encodes a glutathione S-transferase belonging to the alpha class. The alpha class genes, which are located in a cluster on chromosome 6, are highly related and encode enzymes with glutathione peroxidase activity that function in the detoxification of lipid peroxidation products. Reactive electrophiles produced by oxidative metabolism have been linked to a number of degenerative diseases including Parkinson's disease, Alzheimer's disease, cataract formation, and atherosclerosis. [provided by RefSeq]

Other Designations: [GST class-alpha,OTTHUMP00000016624,OTTHUMP00000016625,S-\(hydroxyalkyl\)glutathione lyase A4,glutathione S-alkyltransferase A4,glutathione S-aryltransferase A4,glutathione S-transferase A4,glutathione transferase A4-4](#)

Gene Pathway

[Drug metabolism - cytochrome P450](#) [Glutathione metabolism](#)
[Metabolism of xenobiotics by cytochrome P450](#)

Related Disease

[Adenocarcinoma](#) [Alzheimer Disease](#) [Alzheimer disease](#) [Carcinoma, Basal Cell](#)
[Carcinoma, Non-Small-Cell Lung](#) [Carcinoma, Squamous Cell](#) [Celiac Disease](#) [Cleft Lip](#)
[Cleft Palate](#) [Cognition](#) [Colorectal Neoplasms](#) [Coronary Artery Disease](#)
[Diabetes Complications](#) [Genetic Predisposition to Disease](#) [Genomic Instability](#)
[Kidney Failure, Chronic](#) [Lung carcinoma, small cell](#) [Lung Neoplasms](#) [Mesothelioma](#)

... see more