



SZABO SCANDIC

Part of Europa Biosite

Produktinformation



Forschungsprodukte & Biochemikalien



Zellkultur & Verbrauchsmaterial



Diagnostik & molekulare Diagnostik



Laborgeräte & Service

Weitere Information auf den folgenden Seiten!
See the following pages for more information!



Lieferung & Zahlungsart

siehe unsere [Liefer- und Versandbedingungen](#)

Zuschläge

- Mindermengenzuschlag
- Trockeneiszuschlag
- Gefahrgutzuschlag
- Expressversand

SZABO-SCANDIC HandelsgmbH

Quellenstraße 110, A-1100 Wien

T. +43(0)1 489 3961-0

F. +43(0)1 489 3961-7

mail@szabo-scandic.com

www.szabo-scandic.com

[linkedin.com/company/szaboscandic](https://www.linkedin.com/company/szaboscandic) 

GSTT1 polyclonal antibody (A01)

Catalog # : H00002952-A01

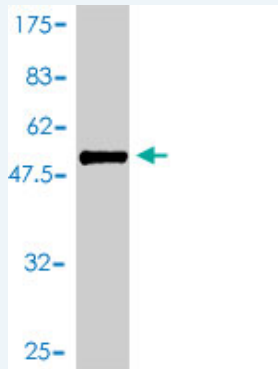
規格 : [50 uL]

[List All](#)

Specification

Product Description:	Mouse polyclonal antibody raised against a full-length recombinant GSTT1.
Immunogen:	GSTT1 (AAH07065, 1 a.a. ~ 240 a.a) full-length recombinant protein with GST tag.
Sequence:	MGLELYLDLLSQPCRAVYIFAKKNDIPFELRIVDLIKGQHLSDACAQVNPL KKVPALKDGDFTLTESVAILLYLTRKYKVPDYWYPQDLQARARVDEYLA WQHHTLRRSCLRALWHKVMFPVFLGEPVSPQTLAATLAELDVTLLQLE DKFLQNKAFLTGPHISLADLVAITELMHPVGAGCQVFEGRPKLATWRQR VEAAVGEDLFQEAHEVILKAKDFPPADPTIKQKLMPWVLMIR
Host:	Mouse
Reactivity:	Human

Quality Control Testing: Antibody Reactive Against Recombinant Protein.



Western Blot detection against Immunogen (52.51 KDa) .

Storage Buffer: 50 % glycerol

Storage Instruction: Store at -20°C or lower. Aliquot to avoid repeated freezing and thawing.

MSDS: [Download](#)

Datasheet: [Download](#)

Publication Reference

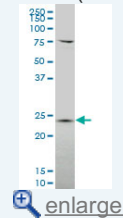
1. [Impaired cytoprotective mechanisms in eyes with pseudoexfoliation syndrome/glaucoma.](#)
Zenkel M, Kruse FE, Naumann GO, Schlotzer-Schrehardt U. Invest Ophthalmol Vis Sci. 2007 Dec;48(12):5558-66.

Applications

Western Blot (Cell lysate)

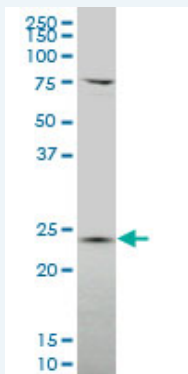
Application Image

Western Blot (Cell lysate)



Western Blot (Recombinant protein)

ELISA



GSTT1 polyclonal antibody (A01), Lot # FAK0060208QCS1 Western Blot analysis of GSTT1 expression in HeLa S3 NE (Cat # L013V3).

 [Protocol Download](#)

Western Blot (Recombinant protein)

 [Protocol Download](#)

ELISA

Gene Information

Entrez GeneID: [2952](#)

GeneBank [BC007065](#)

Accession#:

Protein [AAH07065](#)

Accession#:

Gene Name: GSTT1

Gene Alias: -

Gene glutathione S-transferase theta 1

Description:

Omim ID: [600436](#)

Gene Ontology: [Hyperlink](#)

Gene Summary: Glutathione S-transferase (GST) theta 1 (GSTT1) is a member of a superfamily of proteins that catalyze the conjugation of reduced glutathione to a variety of electrophilic and hydrophobic compounds. Human GSTs can be divided into five main classes: alpha, mu, pi, theta, and zeta. The theta class includes GSTT1 and GSTT2. The GSTT1 and GSTT2 share 55% amino acid sequence identity and both of them were claimed to have an important role in human carcinogenesis. The GSTT1 gene is located approximately 50kb away from the GSTT2 gene. The GSTT1 and GSTT2 genes have a similar structure, being composed of five exons with identical exon/intron boundaries. [provided by RefSeq]

Other -

Designations:

Gene Pathway

[Drug metabolism - cytochrome P450](#) [Glutathione metabolism](#)

[Metabolism of xenobiotics by cytochrome P450](#)

Related Disease

[Abnormalities, Drug-Induced Abortion, Habitual Absenteeism Acute Disease](#)

[Acute Lung Injury Adenocarcinoma Adenocarcinoma, Bronchiolo-Alveolar](#)

[Adenocarcinoma, Clear Cell Adenocarcinoma, Follicular Adenoma Adenoma, Liver Cell](#)

[Adenoma](#), [Oxyphilic Adenomatous Polyposis Coli](#), [Airway Remodeling](#), [Alcoholism](#),
[Alcohol-Related Disorders](#), [alpha 1-Antitrypsin Deficiency](#), [Alpha-1-antitrypsin deficiency](#),
[Altitude Sickness](#)

[... see more](#)

[服務條款](#) | [隱私權政策](#) | [著作及商標](#) | [網站地圖](#)

©2016 亞諾法生技股份有限公司 Abnova Corporation. 版權所有.