



SZABO SCANDIC

Part of Europa Biosite

Produktinformation



Forschungsprodukte & Biochemikalien



Zellkultur & Verbrauchsmaterial



Diagnostik & molekulare Diagnostik



Laborgeräte & Service

Weitere Information auf den folgenden Seiten!
See the following pages for more information!



Lieferung & Zahlungsart

siehe unsere [Liefer- und Versandbedingungen](#)

Zuschläge

- Mindermengenzuschlag
- Trockeneiszuschlag
- Gefahrgutzuschlag
- Expressversand

SZABO-SCANDIC HandelsgmbH

Quellenstraße 110, A-1100 Wien

T. +43(0)1 489 3961-0

F. +43(0)1 489 3961-7

mail@szabo-scandic.com

www.szabo-scandic.com

[linkedin.com/company/szaboscandic](https://www.linkedin.com/company/szaboscandic) 



GSTZ1 purified MaxPab mouse polyclonal antibody (B01P) MaxPab®

Catalog # : H00002954-B01P

規格 : [50 ug]

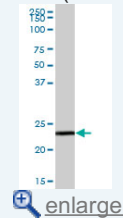
[List All](#)

Specification

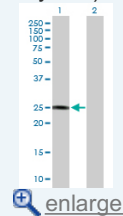
Product Description:	Mouse polyclonal antibody raised against a full-length human GSTZ1 protein.
Immunogen:	GSTZ1 (NP_665877.1, 1 a.a. ~ 216 a.a) full-length human protein.
Sequence:	MQAGKPILYSYFRSSCSWRVRIALALKGIDYETVPINLIKDGGQQFQSKDF QALNPMKQVPTLKIDGITIHQSLAIIIEYLEEMRPTPRLLPQDPKKRASVRMI SDLIAGGIQPLQNLVSKQVGEEMQLTWAQNAITCGFNALEQILQSTAGIY CVGDEVTMADLCLVPQVANAERFKVDLTPYPTISSINKRLLVLEAFQVSH PCRQPDTPTELRA
Host:	Mouse
Reactivity:	Human
Quality Control Testing:	Antibody reactive against mammalian transfected lysate.
Storage Buffer:	In 1x PBS, pH 7.4
Storage Instruction:	Store at -20°C or lower. Aliquot to avoid repeated freezing and thawing.
MSDS:	 Download
Datasheet:	 Download

Application Image

Western Blot (Tissue lysate)

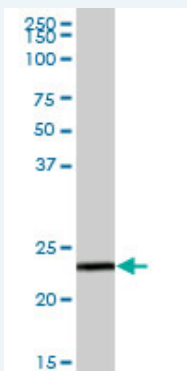


Western Blot (Transfected lysate)



Applications

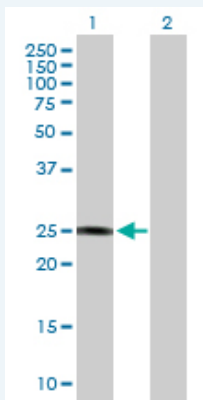
Western Blot (Tissue lysate)



GSTZ1 MaxPab polyclonal antibody. Western Blot analysis of GSTZ1 expression in human liver.

 [Protocol Download](#)

Western Blot (Transfected lysate)



Western Blot analysis of GSTZ1 expression in transfected 293T cell line ([H00002954-T01](#)) by GSTZ1 MaxPab polyclonal antibody.

Lane1:GSTZ1 transfected lysate(23.76 KDa).
Lane2:Non-transfected lysate.

 [Protocol Download](#)

Gene Information

Entrez GeneID: [2954](#)

GeneBank Accession#: [NM_145870.1](#)

Protein Accession#: [NP_665877.1](#)

Gene Name: GSTZ1

Gene Alias: GSTZ1-1,MAAI,MAI,MGC2029

Gene Description: glutathione transferase zeta 1

Omim ID: [603758](#)

Gene Ontology: [Hyperlink](#)

Gene Summary: This gene is a member of the glutathione S-transferase (GSTs) super-family which encodes multifunctional enzymes important in the detoxification of electrophilic molecules, including carcinogens, mutagens, and several therapeutic drugs, by conjugation with glutathione. This enzyme also plays a significant role in the catabolism of phenylalanine and tyrosine. Thus defects in this enzyme may lead to severe metabolic disorders including alkaptonuria, phenylketonuria and tyrosinaemia. Several transcript variants of this gene encode multiple protein isoforms. [provided by RefSeq]

Other Designations: S-(hydroxyalkyl)glutathione lyase,glutathione S-alkyltransferase,glutathione S-aralkyltransferase,glutathione S-aryltransferase,glutathione s-transferase Zeta 1,maleylacetoacetate isomerase,maleylacetone isomerase

Gene Pathway

[Drug metabolism - cytochrome P450](#) [Glutathione metabolism](#) [Metabolic pathways](#)
[Metabolism of xenobiotics by cytochrome P450](#) [Styrene degradation](#) [Tyrosine metabolism](#)

Related Disease

[Adenocarcinoma](#) [Alzheimer Disease](#) [Alzheimer disease](#) [Breast cancer](#) [Breast Neoplasms](#)
[Cognition](#) [Esophageal Neoplasms](#) [Genetic Predisposition to Disease](#) [Keratosis](#)
[Kidney Failure, Chronic](#) [Lung Neoplasms](#) [Parkinson Disease](#) [Parkinson disease](#)
[Pulmonary Disease, Chronic Obstructive](#) [Sensation Disorders](#) [Urinary Bladder Neoplasms](#)

[服務條款](#) | [隱私權政策](#) | [著作及商標](#) | [網站地圖](#)

©2016 亞諾法生技股份有限公司 Abnova Corporation. 版權所有.