



SZABO SCANDIC

Part of Europa Biosite

Produktinformation



Forschungsprodukte & Biochemikalien



Zellkultur & Verbrauchsmaterial



Diagnostik & molekulare Diagnostik



Laborgeräte & Service

Weitere Information auf den folgenden Seiten!
See the following pages for more information!



Lieferung & Zahlungsart

siehe unsere [Liefer- und Versandbedingungen](#)

Zuschläge

- Mindermengenzuschlag
- Trockeneiszuschlag
- Gefahrgutzuschlag
- Expressversand

SZABO-SCANDIC HandelsgmbH

Quellenstraße 110, A-1100 Wien

T. +43(0)1 489 3961-0

F. +43(0)1 489 3961-7

mail@szabo-scandic.com

www.szabo-scandic.com

[linkedin.com/company/szaboscandic](https://www.linkedin.com/company/szaboscandic) 

GTF2B purified MaxPab mouse polyclonal antibody (B01P) MaxPab®

Catalog # : H00002959-B01P

規格 : [50 ug]

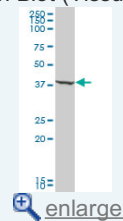
[List All](#)

Specification

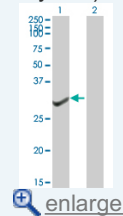
Product Description:	Mouse polyclonal antibody raised against a full-length human GTF2B protein.
Immunogen:	GTF2B (AAH20597, 1 a.a. ~ 316 a.a) full-length human protein.
Sequence:	MASTSRLDALPRVTCPNHPDAILVEDYRAGDMICPEGLVVGDRVIDVGS EWRTFSNDKATKDP SRVGD SQNPLLSGDGLSTMIGKGTGAASFDEFGN SKYQNRRTMSSSDRAMMNAFKEITTMADRVNLP RNIVDR TN NLFKQVYE QKSLKGRANDAIASACLYIACRQEGVPRTFKEICAVSRISKKEIGRCFKLIL KALETSDVLIITGDFMSRFC SNLCLPKQVQMAATHIARKAVELDLVPGRS PISVAAAAYMASQSAEKRTQKEIGDIAGVADVTIRQSYRLIYPRAPDLFP TDFKFDTPVDKLPQL
Host:	Mouse
Reactivity:	Human
Quality Control Testing:	Antibody reactive against mammalian transfected lysate.
Storage Buffer:	In 1x PBS, pH 7.4
Storage Instruction:	Store at -20°C or lower. Aliquot to avoid repeated freezing and thawing.
MSDS:	Download
Datasheet:	Download

Application Image

Western Blot (Tissue lysate)



Western Blot (Transfected lysate)

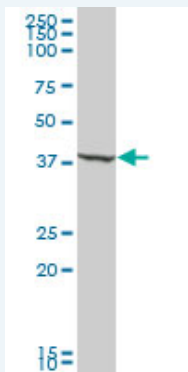


Immunofluorescence



Applications

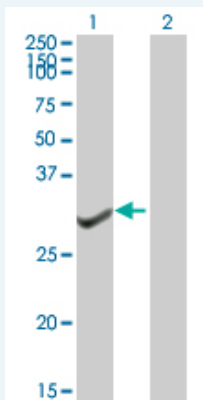
Western Blot (Tissue lysate)



GTF2B MaxPab polyclonal antibody. Western Blot analysis of GTF2B expression in human pancreas.

[Protocol Download](#)

Western Blot (Transfected lysate)

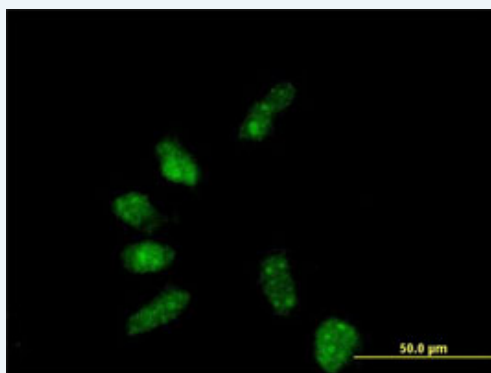


Western Blot analysis of GTF2B expression in transfected 293T cell line ([H00002959-T01](#)) by GTF2B MaxPab polyclonal antibody.

Lane 1: GTF2B transfected lysate(34.87 KDa).
Lane 2: Non-transfected lysate.

[Protocol Download](#)

Immunofluorescence



enlarge this image

Immunofluorescence of purified MaxPab antibody to GTF2B on HeLa cell. [antibody concentration 10 ug/ml]

[Protocol Download](#)

Gene Information

Entrez GeneID: [2959](#)

GeneBank [BC020597](#)
Accession#:

Protein =
Accession#:

Gene Name: GTF2B

Gene Alias: TF2B,TFIIB

Gene general transcription factor IIB
Description:

Omim ID: [189963](#)

Gene Ontology: [Hyperlink](#)

Gene Summary: This gene encodes the general transcription factor IIB, one of the ubiquitous factors required for transcription initiation by RNA polymerase II. The protein localizes to the nucleus where it forms a complex (the DAB complex) with transcription factors IID and IIA. Transcription factor IIB serves as a bridge between IID, the factor which initially recognizes the promoter sequence, and RNA polymerase II. [provided by RefSeq]

Other OTTHUMP00000012347,OTTHUMP00000058838,RNA polymerase II
Designations: transcription factor IIB

Gene Pathway

Basal transcription factors

[服務條款](#) | [隱私權政策](#) | [著作及商標](#) | [網站地圖](#)

©2016 亞諾法生技股份有限公司 Abnova Corporation. 版權所有.