



SZABO SCANDIC

Part of Europa Biosite

Produktinformation



Forschungsprodukte & Biochemikalien



Zellkultur & Verbrauchsmaterial



Diagnostik & molekulare Diagnostik



Laborgeräte & Service

Weitere Information auf den folgenden Seiten!
See the following pages for more information!



Lieferung & Zahlungsart

siehe unsere [Liefer- und Versandbedingungen](#)

Zuschläge

- Mindermengenzuschlag
- Trockeneiszuschlag
- Gefahrgutzuschlag
- Expressversand

SZABO-SCANDIC HandelsgmbH

Quellenstraße 110, A-1100 Wien

T. +43(0)1 489 3961-0

F. +43(0)1 489 3961-7

mail@szabo-scandic.com

www.szabo-scandic.com

[linkedin.com/company/szaboscandic](https://www.linkedin.com/company/szaboscandic) 



GTF2B purified MaxPab rabbit polyclonal antibody (D01P) MaxPab®

Catalog # : H00002959-D01P

規格 : [100 ug]

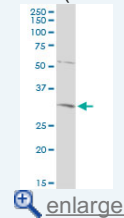
[List All](#)

Specification

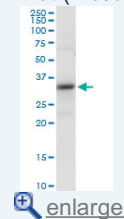
Product Description:	Rabbit polyclonal antibody raised against a full-length human GTF2B protein.
Immunogen:	GTF2B (NP_001505.1, 1 a.a. ~ 316 a.a) full-length human protein.
Sequence:	MASTSRLDALPRVTCPNHPDAILVEDYRAGDMICPECGLVVGDRVIDVGS EWRTFSNDKATKDPSRVGDSQNPLLSDGDLSTMIGKGTGAASFDEFGN SKYQNRRTMSSSDRAMMNAFKEITTMADRINLPRNIVDRNTNLFKQVYEQ KSLKGRANDAIASACL YIACRQEGVPRTFKEICAVSRISKEIGRCFKLILK ALETSDVLTITGDFMSRFCNLCLPKQVQMAATHIARKAVELDLVGRSP ISVAAAAIYMASQASAEKRTQKEIGDIAGVADV TIRQSYRLIYPRAPDLFPT DFKFDTVPDKLPQL
Host:	Rabbit
Reactivity:	Human, Mouse
Quality Control Testing:	Antibody reactive against mammalian transfected lysate.
Storage Buffer:	In 1x PBS, pH 7.4
Storage Instruction:	Store at -20°C or lower. Aliquot to avoid repeated freezing and thawing.
MSDS:	 Download
Datasheet:	 Download

Application Image

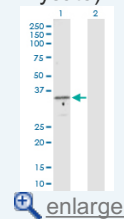
Western Blot (Tissue lysate)



Western Blot (Tissue lysate)

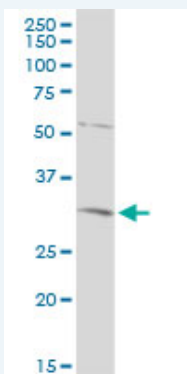


Western Blot (Transfected lysate)




Applications

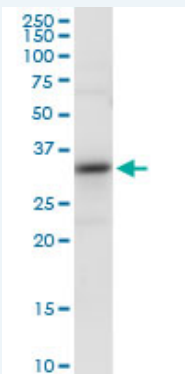
Western Blot (Tissue lysate)



GTF2B MaxPab rabbit polyclonal antibody. Western Blot analysis of GTF2B expression in human kidney.

 [Protocol Download](#)

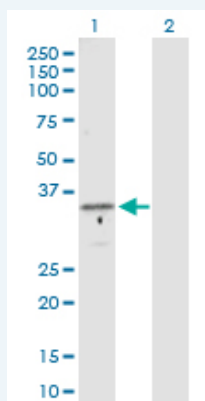
Western Blot (Tissue lysate)



GTF2B MaxPab rabbit polyclonal antibody. Western Blot analysis of GTF2B expression in mouse kidney.

 [Protocol Download](#)

Western Blot (Transfected lysate)



Western Blot analysis of GTF2B expression in transfected 293T cell line ([H00002959-T03](#)) by GTF2B MaxPab polyclonal antibody.

Lane 1: GTF2B transfected lysate(34.80 kDa).

Lane 2: Non-transfected lysate.

 [Protocol Download](#)

Gene Information

Entrez GeneID: [2959](#)

GeneBank [NM_001514.3](#)

Accession#:

Protein [NP_001505.1](#)

Accession#:

Gene Name: GTF2B

Gene Alias: TF2B,TFIIB

Gene general transcription factor IIB

Description:

Omim ID: [189963](#)

Gene Ontology: [Hyperlink](#)

Gene Summary: This gene encodes the general transcription factor IIB, one of the ubiquitous factors required for transcription initiation by RNA polymerase II. The protein localizes to the nucleus where it forms a complex (the DAB complex) with transcription factors IID and IIA. Transcription factor IIB serves as a bridge between IID, the factor which initially recognizes the promoter sequence, and RNA polymerase II. [provided by RefSeq]

Other OTTHUMP00000012347,OTTHUMP00000058838,RNA polymerase II
Designations: transcription factor IIB

Gene Pathway

Basal transcription factors

[服務條款](#) | [隱私權政策](#) | [著作及商標](#) | [網站地圖](#)

©2016 亞諾法生技股份有限公司 Abnova Corporation. 版權所有.