



SZABO SCANDIC

Part of Europa Biosite

Produktinformation



Forschungsprodukte & Biochemikalien



Zellkultur & Verbrauchsmaterial



Diagnostik & molekulare Diagnostik



Laborgeräte & Service

Weitere Information auf den folgenden Seiten!
See the following pages for more information!



Lieferung & Zahlungsart

siehe unsere [Liefer- und Versandbedingungen](#)

Zuschläge

- Mindermengenzuschlag
- Trockeneiszuschlag
- Gefahrgutzuschlag
- Expressversand

SZABO-SCANDIC HandelsgmbH

Quellenstraße 110, A-1100 Wien

T. +43(0)1 489 3961-0

F. +43(0)1 489 3961-7

mail@szabo-scandic.com

www.szabo-scandic.com

[linkedin.com/company/szaboscandic](https://www.linkedin.com/company/szaboscandic) 

GTF2H4 purified MaxPab mouse polyclonal antibody (B01P) MaxPab®

Catalog # : H00002968-B01P

規格 : [50 ug]

[List All](#)

Specification

Product Description: Mouse polyclonal antibody raised against a full-length human GTF2H4 protein.

Immunogen: GTF2H4 (AAH04935, 1 a.a. ~ 462 a.a) full-length human protein.

Sequence:
 MESTPSRGLNRVHLQCRNLQEFLGGLSPGVLDRLYGHPATCLAVFREL
 PSLAKNWWMRMLFLEQPLPQAAVALWVKKEFSKAQEESTGLLSGLRIW
 HTQLLPGGGLQGLLNPIFRQNLRIALLGGGKAWSDDTSQLGPDKHARDV
 PSLDKYAEERWEVVLHFMVGSPPSAVSDLAQLLSQAGLMKSTEPGEP
 PCITSAGFQFLLLDTPAQLWYFMLQYLQTAQSRGMDLVEILSFLFQLSF
 STLGKDYSVEGMSDLSLLNFLQHLREFGLVFQRKRKSRRYYPTRLAINLS
 SGVSGAGGTVHQPGFIVVETNYRLYAYTESELQIALIALFSEMLYRFPNM
 VVAQVTRESVQQAIASGITAAQQIIHFLRTRAHPVMLKQTPVLPPTITDQIRL
 WELERDRLRFTEGVLYNQFLSQVDFELLAHARELGVLVFENSAKRLMV
 VTPAGHSDVKRFWKRQKHSS

Host: Mouse

Reactivity: Human

Quality Control Testing: Antibody reactive against mammalian transfected lysate.

Storage Buffer: In 1x PBS, pH 7.4

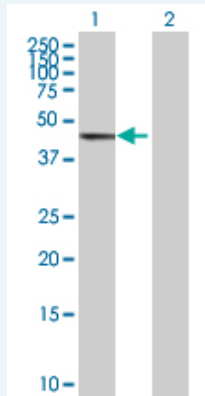
Storage Instruction: Store at -20°C or lower. Aliquot to avoid repeated freezing and thawing.

MSDS:  [Download](#)

Datasheet:  [Download](#)

Applications

Western Blot (Transfected lysate)




Western Blot analysis of GTF2H4 expression in transfected 293T cell line (H00002968-T01) by GTF2H4 MaxPab polyclonal antibody.

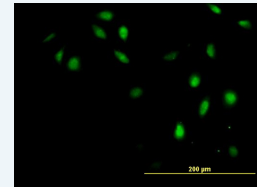
Lane 1: GTF2H4 transfected lysate(50.82 KDa).
 Lane 2: Non-transfected lysate.

Application Image

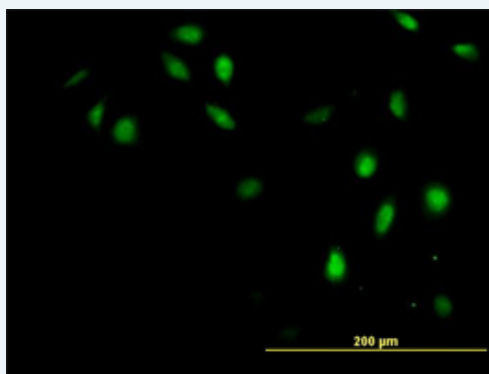
Western Blot (Transfected lysate)



Immunofluorescence



Immunofluorescence



 enlarge this image

Immunofluorescence of purified MaxPab antibody to GTF2H4 on HeLa cell. [antibody concentration 10 ug/ml]

 Protocol Download

Gene Information

Entrez GeneID: [2968](#)

GeneBank Accession#: [BC004935](#)

Protein Accession#: [AAH04935](#)

Gene Name: GTF2H4

Gene Alias: TFB2,TFIIH

Gene Description: general transcription factor IIH, polypeptide 4, 52kDa

Omim ID: [601760](#)

Gene Ontology: [Hyperlink](#)

Other Designations: OTTHUMP00000029049,OTTHUMP00000164874,TFIIH basal transcription factor complex p52 subunit,general transcription factor IIH, polypeptide 4 (52kD subunit)

Gene Pathway

[Basal transcription factors](#) [Nucleotide excision repair](#)

Related Disease

[Abortion](#), [Spontaneous Genetic Predisposition to Disease](#) [Lupus Erythematosus](#), [Systemic Multiple Sclerosis](#)