



SZABO SCANDIC

Part of Europa Biosite

Produktinformation



Forschungsprodukte & Biochemikalien



Zellkultur & Verbrauchsmaterial



Diagnostik & molekulare Diagnostik



Laborgeräte & Service

Weitere Information auf den folgenden Seiten!
See the following pages for more information!



Lieferung & Zahlungsart

siehe unsere [Liefer- und Versandbedingungen](#)

Zuschläge

- Mindermengenzuschlag
- Trockeneiszuschlag
- Gefahrgutzuschlag
- Expressversand

SZABO-SCANDIC HandelsgmbH

Quellenstraße 110, A-1100 Wien

T. +43(0)1 489 3961-0

F. +43(0)1 489 3961-7

mail@szabo-scandic.com

www.szabo-scandic.com

[linkedin.com/company/szaboscandic](https://www.linkedin.com/company/szaboscandic) 

GTF3C2 purified MaxPab mouse polyclonal antibody (B01P) MaxPab®

Catalog # : H00002976-B01P

規格 : [50 ug]

[List All](#)

Specification

Product Description: Mouse polyclonal antibody raised against a full-length human GTF3C2 protein.

Immunogen: GTF3C2 (NP_001030598.1, 1 a.a. ~ 911 a.a) full-length human protein.

Sequence:
 MDTCGVGYVALGEAGPVGNMTVVDSPGQEVLNQLDVKTSSSEMTSAEA
 SVEMSLPTPLPGFEDSPDQRRLPPEQESLSRLEQPDLSSEMISKVSKPRA
 SKPGRKRGGRRTRKGPKRPPQPNPPSAPLVPGLLDQSNPLSTPMPKKR
 GRKSKAELLLLKSKDLDRPESQSPKRPPEDFETPSGERPRRRAAQVAL
 LYLQELAEELSTALPAPVSCPEGPKVSSPTKPKKIRQPAACPGGEEVDG
 APRDEDFFLQVEAEDVEESEGPSESSSEPEPVPRSTPRGSTSGKQKP
 HCRGMAPNGLPNHIMAPVWKCLHLTKDFREQKHSYWEFAEWIPLAWKW
 HLLSELEAAPYLPQEEKSPLFSVQREGLPEDGTLYRINRFSSITAHPERW
 DVSFFTGGPLWALDWCPVPEGAGASQYVALFSSPDMNETHPLSQLHS
 GPGLLQLWGLGTLQQESCPCGNRAHFVYGIACDNGCICWDLKFCPSGAW
 ELPGTPRKAPLLPRLGLLALACSDGKVLFLSLPHPEALLAQPPDAVKPA
 IYKVCVATLQVGSMAQATDPSECGQCLSLAWMPTRPHQHLAAGYYNG
 MVVFWNLPTNSPLQRIRLSDGSLKLYPFQCFLAHDQAVRTLQWCKANS
 HFLVSAGSDRKIKFWDLRRPYEPINSIKRFLSTELAWLLPYNGVTVAQDN
 CYASYGLCGIHYIDAGYLGFKAYFTAPRKGTVWLSGSDWLGTIAAGDIS
 GELIAAILPDMALNPINWKRPVERRFPYKADLIPYQDSPEGPDHSSASSGV
 PNPPKARTYTETVNIHYLLFQDIDLGSFHDLLRREPMLRMQEGEGHSQ
 LCLDRLQLEAIHKVRFSPNLDSYGWLVSGGQSGLVRIHFVRGLASPLGH
 RMQLESRAHFNAMFQPSSPTRRPGFSPTSHRLLPTP

Host: Mouse

Reactivity: Human

Quality Control Testing: Antibody reactive against mammalian transfected lysate.

Storage Buffer: In 1x PBS, pH 7.4

Storage Instruction: Store at -20°C or lower. Aliquot to avoid repeated freezing and thawing.

MSDS:  [Download](#)

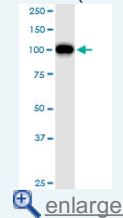
Datasheet:  [Download](#)

Applications

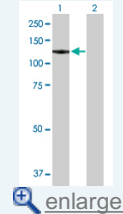
Western Blot (Cell lysate)

Application Image

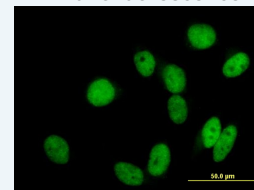
Western Blot (Cell lysate)

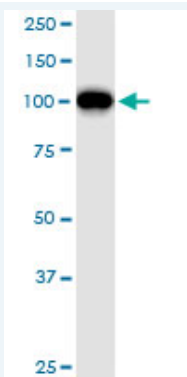


Western Blot (Transfected lysate)



Immunofluorescence

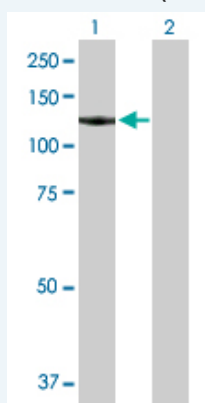




GTF3C2 MaxPab polyclonal antibody. Western Blot analysis of GTF3C2 expression in HeLa S3 NE.

[Protocol Download](#)

Western Blot (Transfected lysate)

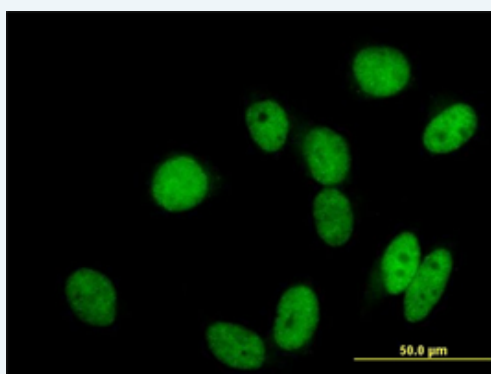


Western Blot analysis of GTF3C2 expression in transfected 293T cell line ([H00002976-T01](#)) by GTF3C2 MaxPab polyclonal antibody.

Lane1:GTF3C2 transfected lysate(100.21 KDa).
Lane2:Non-transfected lysate.

[Protocol Download](#)

Immunofluorescence



[enlarge this image](#)

Immunofluorescence of purified MaxPab antibody to GTF3C2 on HeLa cell. [antibody concentration 10 ug/ml]

[Protocol Download](#)

Gene Information

Entrez GeneID: [2976](#)

GeneBank [NM_001035521.1](#)
Accession#:

Protein [NP_001030598.1](#)
Accession#:

Gene Name: GTF3C2

Gene Alias: KIAA0011,TFIIIC-BETA,TFIIIC110

Gene Description: general transcription factor IIIC, polypeptide 2, beta 110kDa

Omim ID: [604883](#)

Gene Ontology: [Hyperlink](#)

Other Designations: general transcription factor IIIC, polypeptide 2 (beta subunit, 110kD)

[服務條款](#) | [隱私權政策](#) | [著作及商標](#) | [網站地圖](#)

©2016 亞諾法生技股份有限公司 Abnova Corporation. 版權所有.