



# SZABO SCANDIC

Part of Europa Biosite

## Produktinformation



Forschungsprodukte & Biochemikalien



Zellkultur & Verbrauchsmaterial



Diagnostik & molekulare Diagnostik



Laborgeräte & Service

Weitere Information auf den folgenden Seiten!  
See the following pages for more information!



### Lieferung & Zahlungsart

siehe unsere [Liefer- und Versandbedingungen](#)

### Zuschläge

- Mindermengenzuschlag
- Trockeneiszuschlag
- Gefahrgutzuschlag
- Expressversand

### SZABO-SCANDIC HandelsgmbH

Quellenstraße 110, A-1100 Wien

T. +43(0)1 489 3961-0

F. +43(0)1 489 3961-7

[mail@szabo-scandic.com](mailto:mail@szabo-scandic.com)

[www.szabo-scandic.com](http://www.szabo-scandic.com)

[linkedin.com/company/szaboscandic](https://www.linkedin.com/company/szaboscandic) 

## GTF3C2 monoclonal antibody (M01), clone 1C6-2B8

Catalog # : H00002976-M01

規格 : [ 100 ug ]

[List All](#)

### Specification

**Product Description:** Mouse monoclonal antibody raised against a full length recombinant GTF3C2.

**Immunogen:** GTF3C2 (AAH20981, 1 a.a. ~ 911 a.a) full-length recombinant protein with GST tag. MW of the GST tag alone is 26 KDa.


**Sequence:**  
 MDTCGVGYVALGEAGPVGNMTVVDSPGQEVLNQLDVKT SSEMTSAEA  
 SVEMSLPTPLPGFEDSPDQRRLLPPEQESLSRLEQPDL SSEMSKVS KPRA  
 SKPGRKRGRTRKGPKRPQQPNPPSAPLVPGLLDQSNPLSTPMPKKR  
 GRKSKAELLLLKSKDLDRPESQSPKRPPEDFETPSGERPRRRAAQVAL  
 LYLQELAEELSTALPAPVSCPEGPKVSSPTKPKKIRQPAACPGGEEVDG  
 APRDEDFFLQVEAEDVEESEGPSESSSEPEPVVPRSTPRGSTSGKQKP  
 HCRGMAPNGLPDHIMAPVWKCLHLTKDFREQKHSYWEFAEWIPLAWKW  
 HLLSELEAAPYLPQEEKSPLFSVQREGLPEDGTL YRINRFSSIT AHPERW  
 DVSFFTGGPLWALDWCPVPEGAGASQYVALFSSPDMNETHPLSQLHS  
 GPGLLQLWGLGTLQQESC PGNRAHFVYGIACDNGCIWDLKFCPSGAW  
 ELPGT PRKAPLLPRLGLLALACSDGKVL LFSLPHEALLAQPPDAVKPA  
 IYKVCVATLQVGS MQATDPSECGQCLSLAWMPTRPHQHLAAGYYNG  
 MVVFWNLPTNSPLQRIRLSDGSLKLYPFQCF LAHDQAVRTLQWCKANS  
 HFLVSAGSDRKIKF WDLRRPYEPINSIKRFLSTELAWLLPYNGVTVAQDN  
 CYASYGLCGIHYIDAGYLGFKAYFTAPRKGTVWSLSGSDWLGTIAAGDIS  
 GELIAAILPDMALNPINVKRPVERRFPYKADLIPYQDSPEGPDHSSASSGV  
 PNPPKARTYTETVNIHYLLFQD TDLGSFHDLLRREPMLRMQEGEGHSQ  
 LCLDRLQLEAIHKVRFSPNLDSYGWLVSGGQSGLVRIHFVRGLASPLGH  
 RMQLESRAHFNAMFQPSSPTRRRPGFSPTSHRLLPTP

**Host:** Mouse

**Reactivity:** Human

**Isotype:** IgG1 kappa

**Quality Control Testing:** Antibody Reactive Against Recombinant Protein.



Western Blot detection against Immunogen (125.73 KDa) .

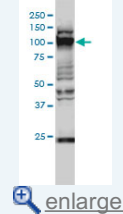
**Storage Buffer:** In 1x PBS, pH 7.4

**Storage Instruction:** Store at -20°C or lower. Aliquot to avoid repeated freezing and thawing.

**MSDS:** [Download](#)

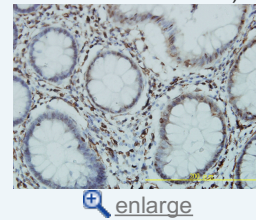
### Application Image

Western Blot (Cell lysate)



Western Blot (Recombinant protein)

Immunohistochemistry  
(Formalin/PFA-fixed paraffin-embedded sections)

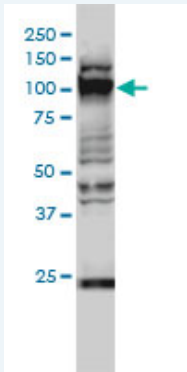


ELISA

Datasheet: [Download](#)

## Applications

### Western Blot (Cell lysate)



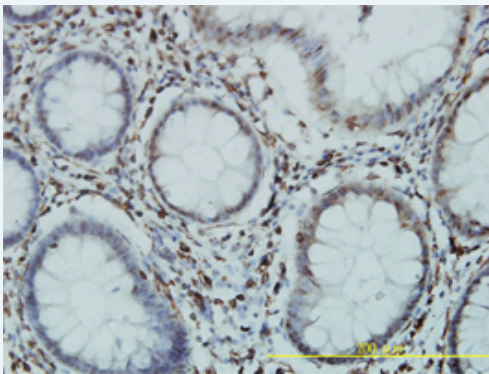
GTF3C2 monoclonal antibody (M01), clone 1C6-2B8 Western Blot analysis of GTF3C2 expression in HeLa S3 NE ( Cat # L013V3 ).

[Protocol Download](#)

### Western Blot (Recombinant protein)

[Protocol Download](#)

### Immunohistochemistry (Formalin/PFA-fixed paraffin-embedded sections)



[enlarge this image](#)

Immunoperoxidase of monoclonal antibody to GTF3C2 on formalin-fixed paraffin-embedded human colon tissue. [antibody concentration 1 ug/ml]

[Protocol Download](#)

## ELISA

## Gene Information

Entrez GeneID: [2976](#)

GeneBank [BC020981](#)  
Accession#:

Protein [AAH20981](#)  
Accession#:

Gene Name: GTF3C2

Gene Alias: KIAA0011,TFIIIC-BETA,TFIIIC110

Gene Description: general transcription factor IIIC, polypeptide 2, beta 110kDa

Omim ID: [604883](#)

Gene Ontology: [Hyperlink](#)

**Other** general transcription factor IIIc, polypeptide 2 (beta subunit, 110kD)  
**Designations:**

---

---

[服務條款](#) | [隱私權政策](#) | [著作及商標](#) | [網站地圖](#)

©2016 亞諾法生技股份有限公司 Abnova Corporation. 版權所有.