



SZABO SCANDIC

Part of Europa Biosite

Produktinformation



Forschungsprodukte & Biochemikalien



Zellkultur & Verbrauchsmaterial



Diagnostik & molekulare Diagnostik



Laborgeräte & Service

Weitere Information auf den folgenden Seiten!
See the following pages for more information!



Lieferung & Zahlungsart

siehe unsere [Liefer- und Versandbedingungen](#)

Zuschläge

- Mindermengenzuschlag
- Trockeneiszuschlag
- Gefahrgutzuschlag
- Expressversand

SZABO-SCANDIC HandelsgmbH

Quellenstraße 110, A-1100 Wien

T. +43(0)1 489 3961-0

F. +43(0)1 489 3961-7

mail@szabo-scandic.com

www.szabo-scandic.com

[linkedin.com/company/szaboscandic](https://www.linkedin.com/company/szaboscandic) 

GUCY2C monoclonal antibody (M05), clone 1E1

Catalog # : H00002984-M05

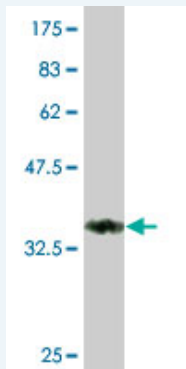
規格 : [50 ug]

[List All](#)

Specification

Product Description:	Mouse monoclonal antibody raised against a partial recombinant GUCY2C.
Immunogen:	GUCY2C (NP_004954, 24 a.a. ~ 133 a.a) partial recombinant protein with GST tag. MW of the GST tag alone is 26 KDa.
Sequence:	SQVSNCHNGSYEISVLMMGNSAFAPLKNLEDAVNEGLEIVRGRLQNA GLNMTVNATFMYS DGLIHNSGDCRSSTCEGLDLLRKISNAQRMGCVLIGP SCTYSTFQMYL
Host:	Mouse
Reactivity:	Human
Isotype:	IgG2b Kappa

Quality Control Testing: Antibody Reactive Against Recombinant Protein.



Western Blot detection against Immunogen (37.73 KDa) .

Storage Buffer: In 1x PBS, pH 7.4

Storage Instruction: Store at -20°C or lower. Aliquot to avoid repeated freezing and thawing.

MSDS: [Download](#)


Datasheet: [Download](#)

Applications

Western Blot (Cell lysate)

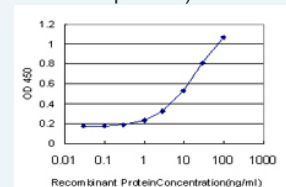
Application Image

Western Blot (Cell lysate)

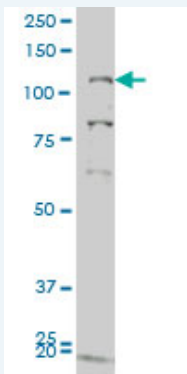


Western Blot (Recombinant protein)

Sandwich ELISA (Recombinant protein)



ELISA



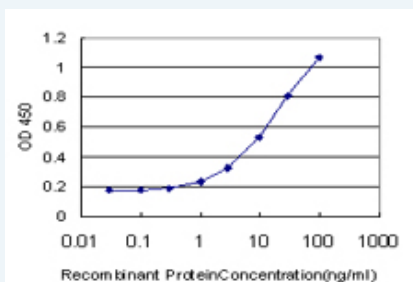
GUCY2C monoclonal antibody (M05), clone 1E1 Western Blot analysis of GUCY2C expression in COLO 320 HSR (Cat # L020V1).

[Protocol Download](#)

Western Blot (Recombinant protein)

[Protocol Download](#)

Sandwich ELISA (Recombinant protein)



Detection limit for recombinant GST tagged GUCY2C is approximately 0.3ng/ml as a capture antibody.

[Protocol Download](#)

ELISA

Gene Information

Entrez GeneID: [2984](#)

GeneBank [NM_004963.3](#)

Accession#:

Protein [NP_004954](#)

Accession#:

Gene Name: GUCY2C

Gene Alias: GUC2C, STAR

Gene Description: guanylate cyclase 2C (heat stable enterotoxin receptor)

Description:

Omim ID: [601330](#)

Gene Ontology: [Hyperlink](#)

Other Designations: guanylyl cyclase C

Designations:

Gene Pathway

[Purine metabolism](#)

