



# SZABO SCANDIC

Part of Europa Biosite

## Produktinformation



Forschungsprodukte & Biochemikalien



Zellkultur & Verbrauchsmaterial



Diagnostik & molekulare Diagnostik



Laborgeräte & Service

Weitere Information auf den folgenden Seiten!  
See the following pages for more information!



### Lieferung & Zahlungsart

siehe unsere [Liefer- und Versandbedingungen](#)

### Zuschläge

- Mindermengenzuschlag
- Trockeneiszuschlag
- Gefahrgutzuschlag
- Expressversand

### SZABO-SCANDIC HandelsgmbH

Quellenstraße 110, A-1100 Wien

T. +43(0)1 489 3961-0

F. +43(0)1 489 3961-7

[mail@szabo-scandic.com](mailto:mail@szabo-scandic.com)

[www.szabo-scandic.com](http://www.szabo-scandic.com)

[linkedin.com/company/szaboscandic](https://www.linkedin.com/company/szaboscandic) 

## GUCY2C monoclonal antibody (M09), clone 2G7

Catalog # : H00002984-M09


規格 : [ 100 ug ]

[List All](#)

### Specification

<b>Product Description:</b>	Mouse monoclonal antibody raised against a partial recombinant GUCY2C.
<b>Immunogen:</b>	GUCY2C (NP_004954, 24 a.a. ~ 133 a.a) partial recombinant protein with GST tag. MW of the GST tag alone is 26 KDa.
<b>Sequence:</b>	SQVSNCHNGSYEISVLMMGNSAFAPLKNLEDAVNEGLEIVRGRLQNA GLNMTVNATFMYSGLIHNSGDCRSSTCEGLDLLRKISNAQRMGCVLIGP SCTYSTFQMYL
<b>Host:</b>	Mouse
<b>Reactivity:</b>	Human
<b>Isotype:</b>	IgG2b Kappa

**Quality Control Testing:** Antibody Reactive Against Recombinant Protein.



Western Blot detection against Immunogen (37.73 KDa) .

**Storage Buffer:** In 1x PBS, pH 7.4

**Storage Instruction:** Store at -20°C or lower. Aliquot to avoid repeated freezing and thawing.

**MSDS:** [Download](#)

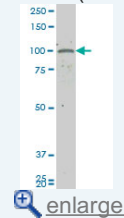
**Datasheet:** [Download](#)

### Applications

Western Blot (Cell lysate)

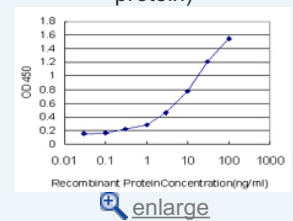
### Application Image

Western Blot (Cell lysate)

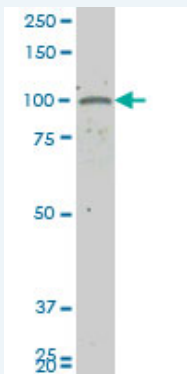


Western Blot (Recombinant protein)

Sandwich ELISA (Recombinant protein)



ELISA



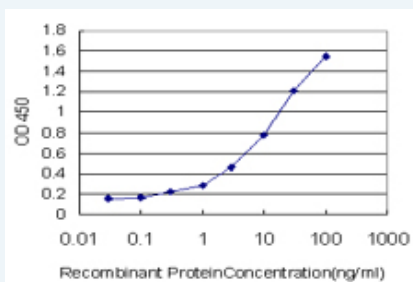
GUCY2C monoclonal antibody (M09), clone 2G7 Western Blot analysis of GUCY2C expression in U-2 OS ( Cat # L022V1 ).

[Protocol Download](#)

#### Western Blot (Recombinant protein)

[Protocol Download](#)

#### Sandwich ELISA (Recombinant protein)



Detection limit for recombinant GST tagged GUCY2C is approximately 0.3ng/ml as a capture antibody.

[Protocol Download](#)

#### ELISA

#### Gene Information

Entrez GeneID: [2984](#)

GeneBank [NM\\_004963.3](#)

Accession#:

Protein [NP\\_004954](#)

Accession#:

Gene Name: GUCY2C

Gene Alias: GUC2C, STAR

Gene Description: guanylate cyclase 2C (heat stable enterotoxin receptor)

Description:

Omim ID: [601330](#)

Gene Ontology: [Hyperlink](#)

Other Designations: guanylyl cyclase C

Designations:

#### Gene Pathway

[Purine metabolism](#)

