



# SZABO SCANDIC

Part of Europa Biosite

## Produktinformation



Forschungsprodukte & Biochemikalien



Zellkultur & Verbrauchsmaterial



Diagnostik & molekulare Diagnostik



Laborgeräte & Service

Weitere Information auf den folgenden Seiten!  
See the following pages for more information!



### Lieferung & Zahlungsart

siehe unsere [Liefer- und Versandbedingungen](#)

### Zuschläge

- Mindermengenzuschlag
- Trockeneiszuschlag
- Gefahrgutzuschlag
- Expressversand

### SZABO-SCANDIC HandelsgmbH

Quellenstraße 110, A-1100 Wien

T. +43(0)1 489 3961-0

F. +43(0)1 489 3961-7

[mail@szabo-scandic.com](mailto:mail@szabo-scandic.com)

[www.szabo-scandic.com](http://www.szabo-scandic.com)

[linkedin.com/company/szaboscandic](https://www.linkedin.com/company/szaboscandic) 



## GUK1 MaxPab mouse polyclonal antibody (B01) MaxPab®

Catalog # : H00002987-B01

規格 : [ 50 uL ]

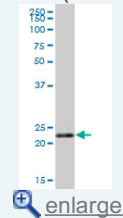
List All

### Specification

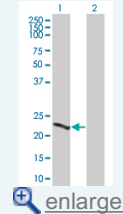
<b>Product Description:</b>	Mouse polyclonal antibody raised against a full-length human GUK1 protein.
<b>Immunogen:</b>	GUK1 (NP_000849.1, 1 a.a. ~ 197 a.a) full-length human protein.
<b>Sequence:</b>	MSGPRPVVLSGSPGAGKSTLLKRLQEHSGIFGFSVSHSTRNPRPGEEN GKDYYFVTREVMQRDIAAGDFIEHAEFSGNLYGTSKVAVQAVQAMNRI VLDVDLQGVRNIKATDLRPIYISVQPPSLHVLEQRLRQRNTETEESLVKRL AAQADMESSKEPGLFDVVIINDSLDQAYAEALKEALSEEIKKAQRTGA
<b>Host:</b>	Mouse
<b>Reactivity:</b>	Human
<b>Quality Control Testing:</b>	Antibody reactive against mammalian transfected lysate.
<b>Storage Buffer:</b>	No additive
<b>Storage Instruction:</b>	Store at -20°C or lower. Aliquot to avoid repeated freezing and thawing.
<b>Note:</b>	For IHC and IF applications, antibody purification with Protein A will be needed prior to use.
<b>MSDS:</b>	 <a href="#">Download</a>
<b>Datasheet:</b>	 <a href="#">Download</a>

### Application Image

Western Blot (Tissue lysate)




Western Blot (Transfected lysate)



### Applications

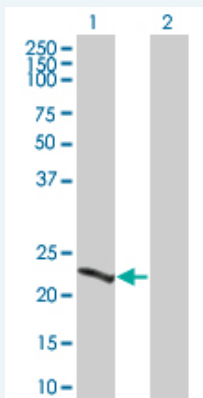
Western Blot (Tissue lysate)



GUK1 MaxPab polyclonal antibody. Western Blot analysis of GUK1 expression in human spleen.

 [Protocol Download](#)

Western Blot (Transfected lysate)



Western Blot analysis of GUK1 expression in transfected 293T cell line ([H00002987-T01](#)) by GUK1 MaxPab polyclonal antibody.

Lane 1: GUK1 transfected lysate(21.67 KDa).  
Lane 2: Non-transfected lysate.

 [Protocol Download](#)

### Gene Information

**Entrez GeneID:** [2987](#)

**GeneBank Accession#:** [NM\\_000858.4](#)

**Protein Accession#:** [NP\\_000849.1](#)

**Gene Name:** GUK1

**Gene Alias:** GMK

**Gene Description:** guanylate kinase 1

**Omim ID:** [139270](#)

**Gene Ontology:** [Hyperlink](#)

**Other Designations:** OTTHUMP00000037504,OTTHUMP00000037740,OTTHUMP00000037741,OTTHUMP00000037742,OTTHUMP00000037748,OTTHUMP00000037750,OTTHUMP00000061419

### Gene Pathway

[Metabolic pathways](#) [Purine metabolism](#)

[服務條款](#) | [隱私權政策](#) | [著作及商標](#) | [網站地圖](#)

©2016 亞諾法生技股份有限公司 Abnova Corporation. 版權所有.