



# SZABO SCANDIC

Part of Europa Biosite

## Produktinformation



Forschungsprodukte & Biochemikalien



Zellkultur & Verbrauchsmaterial



Diagnostik & molekulare Diagnostik



Laborgeräte & Service

Weitere Information auf den folgenden Seiten!  
See the following pages for more information!



### Lieferung & Zahlungsart

siehe unsere [Liefer- und Versandbedingungen](#)

### Zuschläge

- Mindermengenzuschlag
- Trockeneiszuschlag
- Gefahrgutzuschlag
- Expressversand

### SZABO-SCANDIC HandelsgmbH

Quellenstraße 110, A-1100 Wien

T. +43(0)1 489 3961-0

F. +43(0)1 489 3961-7

[mail@szabo-scandic.com](mailto:mail@szabo-scandic.com)

[www.szabo-scandic.com](http://www.szabo-scandic.com)

[linkedin.com/company/szaboscandic](https://www.linkedin.com/company/szaboscandic) 

## GYG1 purified MaxPab rabbit polyclonal antibody (D01P) MaxPab®

Catalog # : H00002992-D01P

規格 : [ 100 ug ]

[List All](#)

### Specification

**Product Description:** Rabbit polyclonal antibody raised against a full-length human GYG1 protein.

**Immunogen:** GYG1 (AAH00033.1, 1 a.a. ~ 333 a.a) full-length human protein.

**Sequence:**  
 MTDQAFVTLTTNDAYAKGALVLGSSSLKQHRTRRLVWLATPQVSDSMR  
 KVLETVFDEVIMVDVLDGDSAHLTLMKRPELGVTLTKLHCWSLTQYSK  
 CVFMDADTLVLANIDDLFDREELSAAPDPGWPCDFNSGVFVYQPSVETY  
 NQLLHLASEQGSFDGGDQGILNTFFSSWATTDIRKHLPIYNLSSISYSYL  
 PAFKVFASAKVHFLGRVKPWNYTYDPKTKSVKSEAHDPNMTHPEFLIL  
 WWNIFTTNVLPLLQQFGLVKDTCSYVNVEDVSGAISHLSLGEIPAMAQPF  
 VSSEERKERWEQQADYMGADSFDNKRKLDTYLQ

**Host:** Rabbit

**Reactivity:** Human

**Quality Control Testing:** Antibody reactive against mammalian transfected lysate.

**Storage Buffer:** In 1x PBS, pH 7.4

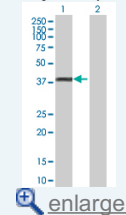
**Storage Instruction:** Store at -20°C or lower. Aliquot to avoid repeated freezing and thawing.


**MSDS:**  [Download](#)

**Datasheet:**  [Download](#)

### Application Image

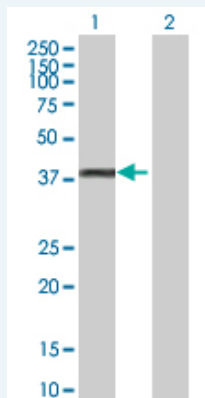
Western Blot (Transfected lysate)



 [enlarge](#)

### Applications


Western Blot (Transfected lysate)



Western Blot analysis of GYG1 expression in transfected 293T cell line ([H00002992-T01](#)) by GYG1 MaxPab polyclonal antibody.

Lane 1: GYG1 transfected lysate(37.50 KDa).

Lane 2: Non-transfected lysate.

 [Protocol Download](#)

## Gene Information

---

**Entrez GeneID:** [2992](#)

---

**GeneBank  
Accession#:** [BC000033.2](#)

---

**Protein  
Accession#:** [AAH00033.1](#)

---

**Gene Name:** GYG1

---

**Gene Alias:** GYG

---

**Gene  
Description:** glycogenin 1

---

**Omim ID:** [603942](#)

---

**Gene Ontology:** [Hyperlink](#)

---

**Other  
Designations:** glycogenin

---

---

[服務條款](#) | [隱私權政策](#) | [著作及商標](#) | [網站地圖](#)

©2016 亞諾法生技股份有限公司 Abnova Corporation. 版權所有.