



SZABO SCANDIC

Part of Europa Biosite

Produktinformation



Forschungsprodukte & Biochemikalien



Zellkultur & Verbrauchsmaterial



Diagnostik & molekulare Diagnostik



Laborgeräte & Service

Weitere Information auf den folgenden Seiten!
See the following pages for more information!



Lieferung & Zahlungsart

siehe unsere [Liefer- und Versandbedingungen](#)

Zuschläge

- Mindermengenzuschlag
- Trockeneiszuschlag
- Gefahrgutzuschlag
- Expressversand

SZABO-SCANDIC HandelsgmbH

Quellenstraße 110, A-1100 Wien

T. +43(0)1 489 3961-0

F. +43(0)1 489 3961-7

mail@szabo-scandic.com

www.szabo-scandic.com

[linkedin.com/company/szaboscandic](https://www.linkedin.com/company/szaboscandic) 



GYPC MaxPab mouse polyclonal antibody (B01) MaxPab®

Catalog # : H00002995-B01

規格 : [50 uL]

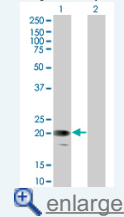
[List All](#)

Specification

Product Description:	Mouse polyclonal antibody raised against a full-length human GYPC protein.
Immunogen:	GYPC (NP_002092.1, 1 a.a. ~ 128 a.a) full-length human protein.
Sequence:	MWSTRSPNSTAWPLSLEPDPGMASASTTMHTTTIAEPDPGMSGWPDG RMETSTPTIMDIVIAGVIAAVAVLVSLLFVMLRYMYRHKGTYHTNEAKGT EFAESADAALQGDPALQDAGDSSRKEYFI
Host:	Mouse
Reactivity:	Human
Quality Control Testing:	Antibody reactive against mammalian transfected lysate.
Storage Buffer:	No additive
Storage Instruction:	Store at -20°C or lower. Aliquot to avoid repeated freezing and thawing.
Note:	For IHC and IF applications, antibody purification with Protein A will be needed prior to use.
MSDS:	 Download
Datasheet:	 Download

Application Image

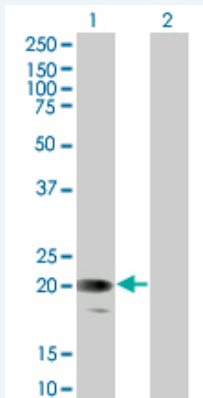
Western Blot (Transfected lysate)



 [enlarge](#)

Applications

Western Blot (Transfected lysate)



Western Blot analysis of GYPC expression in transfected 293T cell line ([H00002995-T01](#)) by GYPC MaxPab polyclonal antibody.

Lane 1: GYPC transfected lysate(14.08 KDa).
Lane 2: Non-transfected lysate.

 [Protocol Download](#)

Gene Information

Entrez GeneID: [2995](#)

**GeneBank
Accession#:** [NM_002101.3](#)

**Protein
Accession#:** [NP_002092.1](#)

Gene Name: GYPC

Gene Alias: CD236,CD236R,GE,GPC,GYPD,MGC117309,MGC126191,MGC126192

**Gene
Description:** glycophorin C (Gerbich blood group)

Omim ID: [110750](#), [611162](#)

Gene Ontology: [Hyperlink](#)

Gene Summary: Glycophorin C (GYPC) is an integral membrane glycoprotein. It is a minor species carried by human erythrocytes, but plays an important role in regulating the mechanical stability of red cells. A number of glycophorin C mutations have been described. The Gerbich and Yus phenotypes are due to deletion of exon 3 and 2, respectively. The Webb and Duch antigens, also known as glycophorin D, result from single point mutations of the glycophorin C gene. The glycophorin C protein has very little homology with glycophorins A and B. [provided by RefSeq]

**Other
Designations:** glycophorin C

[服務條款](#) | [隱私權政策](#) | [著作及商標](#) | [網站地圖](#)

©2016 亞諾法生技股份有限公司 Abnova Corporation. 版權所有.