



SZABO SCANDIC

Part of Europa Biosite

Produktinformation



Forschungsprodukte & Biochemikalien



Zellkultur & Verbrauchsmaterial



Diagnostik & molekulare Diagnostik



Laborgeräte & Service

Weitere Information auf den folgenden Seiten!
See the following pages for more information!



Lieferung & Zahlungsart

siehe unsere [Liefer- und Versandbedingungen](#)

Zuschläge

- Mindermengenzuschlag
- Trockeneiszuschlag
- Gefahrgutzuschlag
- Expressversand

SZABO-SCANDIC HandelsgmbH

Quellenstraße 110, A-1100 Wien

T. +43(0)1 489 3961-0

F. +43(0)1 489 3961-7

mail@szabo-scandic.com

www.szabo-scandic.com

[linkedin.com/company/szaboscandic](https://www.linkedin.com/company/szaboscandic) 



GZMH MaxPab mouse polyclonal antibody (B01) MaxPab®

Catalog # : H00002999-B01

規格 : [50 uL]

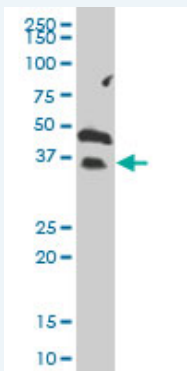
[List All](#)

Specification

Product Description:	Mouse polyclonal antibody raised against a full-length human GZMH protein.
Immunogen:	GZMH (AAH27974, 1 a.a. ~ 246 a.a) full-length human protein.
Sequence:	MQPFLLLLLAFLLTPGAGTEEIIGGHEAKPHSRPYMAFVQFLQEKSRRKRC GGILVRKDFVLTAAHCQGSSINVTLGAHNIKEQERTQQFIPVKRPIHPAY NPKNFSNDIMLLQLERKAKWTTAVRPLRLPSSKAQVKPGQLCSVAGWG YVSMSTLATTLQEVLLTVQKDCQERLFHGNYSRATEICVGDPKKTQTG FKGDSSGGLVCKDVAQGILSYGNKKGTPPGVYIKVSHFLPWIKRTMKRL
Host:	Mouse
Reactivity:	Human
Quality Control Testing:	Antibody reactive against mammalian transfected lysate.
Storage Buffer:	No additive
Storage Instruction:	Store at -20°C or lower. Aliquot to avoid repeated freezing and thawing.
Note:	For IHC and IF applications, antibody purification with Protein A will be needed prior to use.
MSDS:	 Download
Datasheet:	 Download

Applications

Western Blot (Tissue lysate)




GZMH MaxPab polyclonal antibody. Western Blot analysis of GZMH expression in human colon.

 [Protocol Download](#)

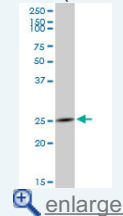
Western Blot (Tissue lysate)

Application Image

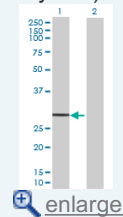
Western Blot (Tissue lysate)

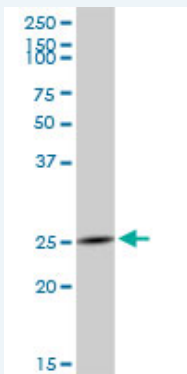


Western Blot (Tissue lysate)



Western Blot (Transfected lysate)

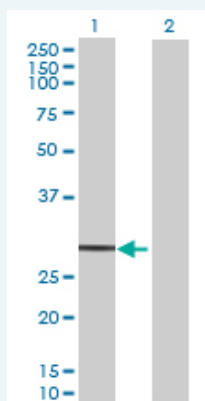




GZMH MaxPab polyclonal antibody. Western Blot analysis of GZMH expression in human spleen.

 [Protocol Download](#)

Western Blot (Transfected lysate)



Western Blot analysis of GZMH expression in transfected 293T cell line ([H00002999-T01](#)) by GZMH MaxPab polyclonal antibody.

Lane 1: GZMH transfected lysate(27.17 KDa).

Lane 2: Non-transfected lysate.

 [Protocol Download](#)

Gene Information

Entrez GeneID: [2999](#)

GeneBank [BC027974](#)

Accession#:

Protein [AAH27974](#)

Accession#:

Gene Name: GZMH

Gene Alias: CCP-X,CGL-2,CSP-C,CTLA1,CTSG2

Gene granzyme H (cathepsin G-like 2, protein h-CCPX)

Description:

Omim ID: [116831](#)

Gene Ontology: [Hyperlink](#)

Other cytotoxic T-lymphocyte-associated serine esterase 1,cytotoxin serine

Designations: protease-C,granzyme H

Related Disease

[Cardiovascular Diseases](#) [Diabetes Mellitus, Type 2](#) [Edema](#)

[服務條款](#) | [隱私權政策](#) | [著作及商標](#) | [網站地圖](#)

©2016 亞諾法生技股份有限公司 Abnova Corporation. 版權所有.