



SZABO SCANDIC

Part of Europa Biosite

Produktinformation



Forschungsprodukte & Biochemikalien



Zellkultur & Verbrauchsmaterial



Diagnostik & molekulare Diagnostik



Laborgeräte & Service

Weitere Information auf den folgenden Seiten!
See the following pages for more information!



Lieferung & Zahlungsart

siehe unsere [Liefer- und Versandbedingungen](#)

Zuschläge

- Mindermengenzuschlag
- Trockeneiszuschlag
- Gefahrgutzuschlag
- Expressversand

SZABO-SCANDIC HandelsgmbH

Quellenstraße 110, A-1100 Wien

T. +43(0)1 489 3961-0

F. +43(0)1 489 3961-7

mail@szabo-scandic.com

www.szabo-scandic.com

[linkedin.com/company/szaboscandic](https://www.linkedin.com/company/szaboscandic) 


H1F0 purified MaxPab mouse polyclonal antibody (B01P) MaxPab®

Catalog # : H00003005-B01P

規格 : [50 ug]

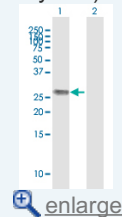
[List All](#)


Specification

Product Description:	Mouse polyclonal antibody raised against a full-length human H1F0 protein.
Immunogen:	H1F0 (AAH00145, 1 a.a. ~ 194 a.a) full-length human protein.
Sequence:	MTENSTSAPAAKPKRAKASKKSTDHPKYSDMIVAAIQAEKNRAGSSRQSI QKYIKSHYKVGGENADSIKLSIKRLVTTGVLKQTKGVGASGSFRLAKSDE PKKSVAFFKKTKEIKKVATPKKASKPKKAASKAPTKKPKATPVKKAKKKLA ATPKKAKKPKTVKAKPVKASKPKKAKPVKPKAKSSAKRAGKKK
Host:	Mouse
Reactivity:	Human
Quality Control Testing:	Antibody reactive against mammalian transfected lysate.
Storage Buffer:	In 1x PBS, pH 7.4
Storage Instruction:	Store at -20°C or lower. Aliquot to avoid repeated freezing and thawing.
Datasheet:	 Download

Application Image

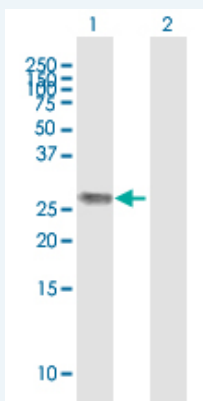
Western Blot (Transfected lysate)



 [enlarge](#)

Applications

Western Blot (Transfected lysate)



Western Blot analysis of H1F0 expression in transfected 293T cell line ([H00003005-T01](#)) by H1F0 MaxPab polyclonal antibody.

Lane 1: H1F0 transfected lysate(21.45 KDa).

Lane 2: Non-transfected lysate.

 [Protocol Download](#)

Gene Information

Entrez GeneID: [3005](#)

GeneBank [BC000145](#)

Accession#:**Protein** [AAH00145](#)**Accession#:****Gene Name:** H1F0**Gene Alias:** H10,H1FV,MGC5241**Gene** H1 histone family, member 0**Description:****Omim ID:** [142708](#)**Gene Ontology:** [Hyperlink](#)

Gene Summary: Histones are basic nuclear proteins that are responsible for the nucleosome structure of the chromosomal fiber in eukaryotes. Nucleosomes consist of approximately 146 bp of DNA wrapped around a histone octamer composed of pairs of each of the four core histones (H2A, H2B, H3, and H4). The chromatin fiber is further compacted through the interaction of a linker histone, H1, with the DNA between the nucleosomes to form higher order chromatin structures. This gene is intronless and encodes a member of the histone H1 family. [provided by RefSeq]

Other H1.0, H1(0), H1-0,OTTHUMP00000028818**Designations:****Related Disease**[Genetic Predisposition to Disease Ovarian Neoplasms](#)