



# SZABO SCANDIC

Part of Europa Biosite

## Produktinformation



Forschungsprodukte & Biochemikalien



Zellkultur & Verbrauchsmaterial



Diagnostik & molekulare Diagnostik



Laborgeräte & Service

Weitere Information auf den folgenden Seiten!  
See the following pages for more information!



### Lieferung & Zahlungsart

siehe unsere [Liefer- und Versandbedingungen](#)

### Zuschläge

- Mindermengenzuschlag
- Trockeneiszuschlag
- Gefahrgutzuschlag
- Expressversand

### SZABO-SCANDIC HandelsgmbH

Quellenstraße 110, A-1100 Wien

T. +43(0)1 489 3961-0

F. +43(0)1 489 3961-7

[mail@szabo-scandic.com](mailto:mail@szabo-scandic.com)

[www.szabo-scandic.com](http://www.szabo-scandic.com)

[linkedin.com/company/szaboscandic](https://www.linkedin.com/company/szaboscandic) 

# HARS MaxPab mouse polyclonal antibody (B01) MaxPab®

Catalog # : H00003035-B01

規格 : [ 50 uL ]

[List All](#)

## Specification

**Product Description:** Mouse polyclonal antibody raised against a full-length human HARS protein.

**Immunogen:** HARS (NP\_002100.2, 1 a.a. ~ 509 a.a) full-length human protein.

**Sequence:**  
 MAERAALEELVKLQGERVRGLKQQKASAEIEEEVAKLLKKAQLGPDE  
 SKQKFVLKTPKGTRDYSRQMAVREKVF DVIIRCFKRHGAEVIDTPVFEL  
 KETLMGKYGEDSKLIYDLKDQGGELLSLRYDLTPVFARYLAMNKL TNIKR  
 YHIAKVYRRDNPAMTRGRYREFYQCDFDIAGNFDPMIPDAECLKIMCEILS  
 SLQIGDFLVKVNDRILDGMFAICGVSDSKFRTICSSVDKLDKVSWEDEVK  
 NEMVGEKGLAPEVADRIGDYVQQHGGVSLVEQLLQDPKLSQNKQALEG  
 LGDLKLLFEYLT LFGIDDKISFDLSLARGLDYYTGVIYEAVLLQTPAQAGE  
 EPLGVGSVAAGGRYDGLVGMFDPKGRKVCVGLSIGVERIFSIVEQRLE  
 ALEEKIRTTETQVLVASAQKLLLEERLKLVSELWDAGIKAELLYKKNPKLL  
 NQLQYCEEAGIPLVAIIGEQLKDGVIKLRSVTSREEVDVRRREDLVVEIKR  
 RTGQPLCIC

**Host:** Mouse

**Reactivity:** Human

**Quality Control Testing:** Antibody reactive against mammalian transfected lysate.

**Storage Buffer:** No additive

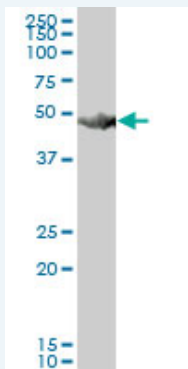
**Storage Instruction:** Store at -20°C or lower. Aliquot to avoid repeated freezing and thawing.

**Note:** For IHC and IF applications, antibody purification with Protein A will be needed prior to use.

**Datasheet:**  [Download](#)

## Applications

### Western Blot (Tissue lysate)

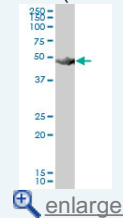


HARS MaxPab polyclonal antibody. Western Blot analysis of HARS expression in human liver.

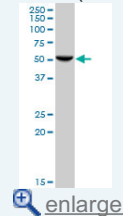
 [Protocol Download](#)

## Application Image

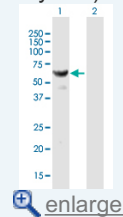
### Western Blot (Tissue lysate)



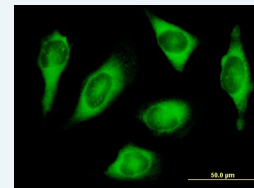
### Western Blot (Cell lysate)



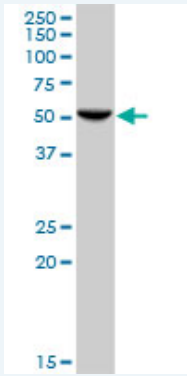
### Western Blot (Transfected lysate)



### Immunofluorescence



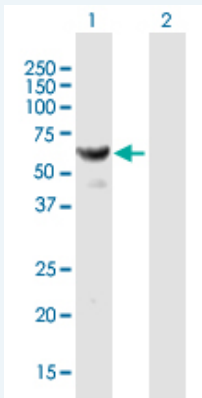
### Western Blot (Cell lysate)



HARS MaxPab polyclonal antibody. Western Blot analysis of HARS expression in HeLa.

 [Protocol Download](#)

### Western Blot (Transfected lysate)



Western Blot analysis of HARS expression in transfected 293T cell line ([H00003035-T01](#)) by HARS MaxPab polyclonal antibody.


Lane 1: HARS transfected lysate(55.99 KDa).

Lane 2: Non-transfected lysate.


 [Protocol Download](#)

### Immunofluorescence



 [enlarge this image](#)

Immunofluorescence of purified MaxPab antibody to HARS on HeLa cell. [antibody concentration 10 ug/ml]

 [Protocol Download](#)

### Gene Information

Entrez GeneID: [3035](#)

GeneBank [NM\\_002109.3](#)  
Accession#:

Protein [NP\\_002100.2](#)  
Accession#:

Gene Name: HARS

**Gene Alias:** FLJ20491,HRS

**Gene Description:** histidyl-tRNA synthetase

**Omim ID:** [142810](#)

**Gene Ontology:** [Hyperlink](#)

**Gene Summary:** Aminoacyl-tRNA synthetases are a class of enzymes that charge tRNAs with their cognate amino acids. The protein encoded by this gene is a cytoplasmic enzyme which belongs to the class II family of aminoacyl-tRNA synthetases. The enzyme is responsible for the synthesis of histidyl-transfer RNA, which is essential for the incorporation of histidine into proteins. The gene is located in a head-to-head orientation with HARS1 on chromosome five, where the homologous genes share a bidirectional promoter. The gene product is a frequent target of autoantibodies in the human autoimmune disease polymyositis/dermatomyositis. [provided by RefSeq]

**Other Designations:** HisRS,histidine tRNA ligase 1, cytoplasmic,histidine transylase,histidine-tRNA ligase

#### Gene Pathway

[Aminoacyl-tRNA biosynthesis](#)

[服務條款](#) | [隱私權政策](#) | [著作及商標](#) | [網站地圖](#)

©2016 亞諾法生技股份有限公司 Abnova Corporation. 版權所有.