



# SZABO SCANDIC

Part of Europa Biosite

## Produktinformation



Forschungsprodukte & Biochemikalien



Zellkultur & Verbrauchsmaterial



Diagnostik & molekulare Diagnostik



Laborgeräte & Service

Weitere Information auf den folgenden Seiten!  
See the following pages for more information!



### Lieferung & Zahlungsart

siehe unsere [Liefer- und Versandbedingungen](#)

### Zuschläge

- Mindermengenzuschlag
- Trockeneiszuschlag
- Gefahrgutzuschlag
- Expressversand

### SZABO-SCANDIC HandelsgmbH

Quellenstraße 110, A-1100 Wien

T. +43(0)1 489 3961-0

F. +43(0)1 489 3961-7

[mail@szabo-scandic.com](mailto:mail@szabo-scandic.com)

[www.szabo-scandic.com](http://www.szabo-scandic.com)

[linkedin.com/company/szaboscandic](https://www.linkedin.com/company/szaboscandic) 

## HARS monoclonal antibody (M03), clone 4D4

Catalog # : H00003035-M03

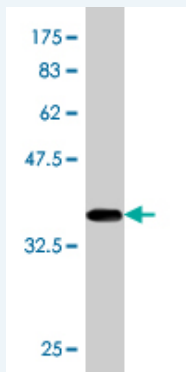
規格 : [ 50 ug ]

[List All](#)

### Specification

<b>Product Description:</b>	Mouse monoclonal antibody raised against a partial recombinant HARS.
<b>Immunogen:</b>	HARS (NP_002100, 1 a.a. ~ 96 a.a) partial recombinant protein with GST tag. MW of the GST tag alone is 26 KDa.
<b>Sequence:</b>	MAERAAL EELVKLQGERVRLKQQKASAELEEEVAKLLKKAQLGPDE SKQKFV LKTPKGT RDYSPRQMAVREKVF DVIIRCFKRHGAEVIDTPV
<b>Host:</b>	Mouse
<b>Reactivity:</b>	Human
<b>Isotype:</b>	IgG2a Kappa

**Quality Control Testing:** Antibody Reactive Against Recombinant Protein.



Western Blot detection against Immunogen (36.3 KDa) .

**Storage Buffer:** In 1x PBS, pH 7.4

**Storage Instruction:** Store at -20°C or lower. Aliquot to avoid repeated freezing and thawing.

**MSDS:** [Download](#)


**Datasheet:** [Download](#)

### Applications

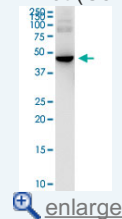
**Western Blot (Cell lysate)**

### Application Image

Western Blot (Cell lysate)

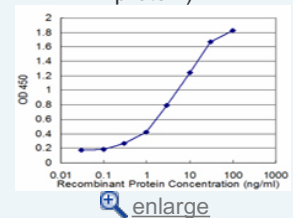


Western Blot (Cell lysate)

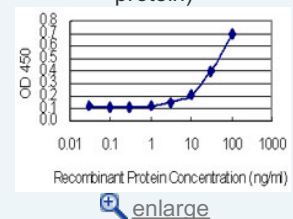


Western Blot (Recombinant protein)

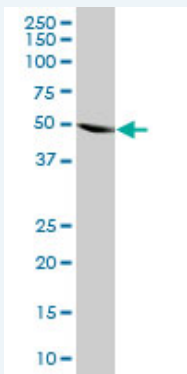
Sandwich ELISA (Recombinant protein)



Sandwich ELISA (Recombinant protein)



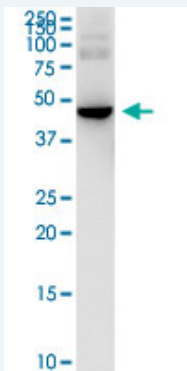
ELISA



HARS monoclonal antibody (M03), clone 4D4. Western Blot analysis of HARS expression in HeLa ( Cat # L013V1 ).

[Protocol Download](#)

#### Western Blot (Cell lysate)



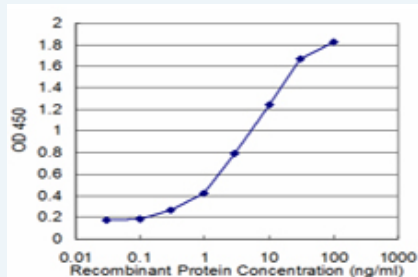
HARS monoclonal antibody (M03), clone 4D4. Western Blot analysis of HARS expression in IMR-32.

[Protocol Download](#)

#### Western Blot (Recombinant protein)

[Protocol Download](#)

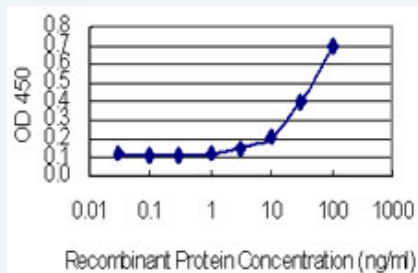
#### Sandwich ELISA (Recombinant protein)



Detection limit for recombinant GST tagged HARS is approximately 0.3ng/ml as a capture antibody.

[Protocol Download](#)

#### Sandwich ELISA (Recombinant protein)



Detection limit for recombinant GST tagged HARS is 0.1 ng/ml as a capture antibody.

[Protocol Download](#)

#### ELISA

## Gene Information

---

**Entrez GeneID:** [3035](#)

---

**GeneBank  
Accession#:** [NM\\_002109](#)

---

**Protein  
Accession#:** [NP\\_002100](#)

---

**Gene Name:** HARS

---

**Gene Alias:** FLJ20491,HRS

---

**Gene  
Description:** histidyl-tRNA synthetase

---

**Omim ID:** [142810](#)

---

**Gene Ontology:** [Hyperlink](#)

---

**Gene Summary:** Aminoacyl-tRNA synthetases are a class of enzymes that charge tRNAs with their cognate amino acids. The protein encoded by this gene is a cytoplasmic enzyme which belongs to the class II family of aminoacyl-tRNA synthetases. The enzyme is responsible for the synthesis of histidyl-transfer RNA, which is essential for the incorporation of histidine into proteins. The gene is located in a head-to-head orientation with HARS1 on chromosome five, where the homologous genes share a bidirectional promoter. The gene product is a frequent target of autoantibodies in the human autoimmune disease polymyositis/dermatomyositis. [provided by RefSeq]

---

**Other  
Designations:** HisRS,histidine tRNA ligase 1, cytoplasmic,histidine transylase,histidine-tRNA ligase

---

## Gene Pathway

---

[Aminoacyl-tRNA biosynthesis](#)

---

[服務條款](#) | [隱私權政策](#) | [著作及商標](#) | [網站地圖](#)

©2016 亞諾法生技股份有限公司 Abnova Corporation. 版權所有.