



# SZABO SCANDIC

Part of Europa Biosite

## Produktinformation



Forschungsprodukte & Biochemikalien



Zellkultur & Verbrauchsmaterial



Diagnostik & molekulare Diagnostik



Laborgeräte & Service

Weitere Information auf den folgenden Seiten!  
See the following pages for more information!



### Lieferung & Zahlungsart

siehe unsere [Liefer- und Versandbedingungen](#)

### Zuschläge

- Mindermengenzuschlag
- Trockeneiszuschlag
- Gefahrgutzuschlag
- Expressversand

### SZABO-SCANDIC HandelsgmbH

Quellenstraße 110, A-1100 Wien

T. +43(0)1 489 3961-0

F. +43(0)1 489 3961-7

[mail@szabo-scandic.com](mailto:mail@szabo-scandic.com)

[www.szabo-scandic.com](http://www.szabo-scandic.com)

[linkedin.com/company/szaboscandic](https://www.linkedin.com/company/szaboscandic) 

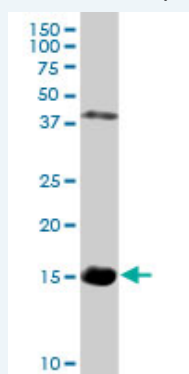
**HBZ purified MaxPab rabbit polyclonal antibody (D01P) MaxPab®**

Catalog # : H00003050-D01P

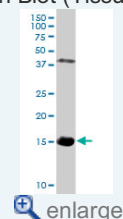
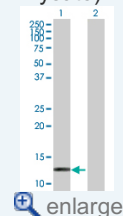
規格 : [ 100 ug ]

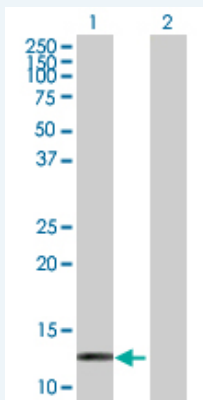
[List All](#)
**Specification**

<b>Product Description:</b>	Rabbit polyclonal antibody raised against a full-length human HBZ protein.
<b>Immunogen:</b>	HBZ (NP_005323.1, 1 a.a. ~ 142 a.a) full-length human protein.
<b>Sequence:</b>	MSLTKTERTIIVSMWAKISTQADTIGTETLERLFLSHPQTKTYFPHFDLHP GSAQLRAHGSKVVAAVGDAVKSIDDIGGALSKLSELHAYILRVDPVNFKLL SHCLLVTLAARFPADFTAEEHAAWDKFLSVVSSVLTEKYR
<b>Host:</b>	Rabbit
<b>Reactivity:</b>	Human, Mouse
<b>Quality Control Testing:</b>	Antibody reactive against mammalian transfected lysate.
<b>Storage Buffer:</b>	In 1x PBS, pH 7.4
<b>Storage Instruction:</b>	Store at -20°C or lower. Aliquot to avoid repeated freezing and thawing.
<b>MSDS:</b>	<a href="#">Download</a>
<b>Datasheet:</b>	<a href="#">Download</a>

**Applications**
**Western Blot (Tissue lysate)**


HBZ MaxPab rabbit polyclonal antibody. Western Blot analysis of HBZ expression in mouse lung.

[Protocol Download](#)
**Western Blot (Transfected lysate)**
**Application Image**
**Western Blot (Tissue lysate)**

**Western Blot (Transfected lysate)**




Western Blot analysis of HBZ expression in transfected 293T cell line ([H00003050-T01](#)) by HBZ MaxPab polyclonal antibody.

Lane 1: HBZ transfected lysate(15.60 KDa).  
Lane 2: Non-transfected lysate.

 [Protocol Download](#)

### Gene Information

Entrez GeneID: [3050](#)

GeneBank [NM\\_005332.2](#)  
Accession#:

Protein [NP\\_005323.1](#)  
Accession#:

Gene Name: HBZ

Gene Alias: -

Gene hemoglobin, zeta  
Description:

Omim ID: [142310](#)

Gene Ontology: [Hyperlink](#)

**Gene Summary:** Zeta-globin is an alpha-like hemoglobin. The zeta-globin polypeptide is synthesized in the yolk sac of the early embryo, while alpha-globin is produced throughout fetal and adult like. The zeta-globin gene is a member of the human alpha-globin gene cluster that includes five functional genes and two pseudogenes. The order of genes is: 5' - zeta - pseudozeta - mu - pseudoalpha-1 - alpha-2 -alpha-1 - theta1 - 3'.  
[provided by RefSeq]

Other zeta globin  
Designations:

[服務條款](#) | [隱私權政策](#) | [著作及商標](#) | [網站地圖](#)

©2016 亞諾法生技股份有限公司 Abnova Corporation. 版權所有.