



SZABO SCANDIC

Part of Europa Biosite

Produktinformation



Forschungsprodukte & Biochemikalien



Zellkultur & Verbrauchsmaterial



Diagnostik & molekulare Diagnostik



Laborgeräte & Service

Weitere Information auf den folgenden Seiten!
See the following pages for more information!



Lieferung & Zahlungsart

siehe unsere [Liefer- und Versandbedingungen](#)

Zuschläge

- Mindermengenzuschlag
- Trockeneiszuschlag
- Gefahrgutzuschlag
- Expressversand

SZABO-SCANDIC HandelsgmbH

Quellenstraße 110, A-1100 Wien

T. +43(0)1 489 3961-0

F. +43(0)1 489 3961-7

mail@szabo-scandic.com

www.szabo-scandic.com

[linkedin.com/company/szaboscandic](https://www.linkedin.com/company/szaboscandic) 

HBZ monoclonal antibody (M01), clone 3C4-1D5

Catalog # : H00003050-M01


規格 : [100 ug]

[List All](#)

Specification

Product Description:	Mouse monoclonal antibody raised against a full length recombinant HBZ.
Immunogen:	HBZ (AAH27892, 1 a.a. ~ 142 a.a) full-length recombinant protein with GST tag. MW of the GST tag alone is 26 KDa.
Sequence:	MSLTKTERTIIVSMWAKISTQADTIGTETLERLFLSHPQTKTYFPHFDLHP GSAQLRAHGSKVVAAVGDAVKSIDDIGGALSKLSELHAYILRVDPVNFKLL SHCLLVTLAARFPADFTAEEHAAWDKFLSVSSVLTEKYR
Host:	Mouse
Reactivity:	Human
Isotype:	IgG1 kappa

Quality Control Testing: Antibody Reactive Against Recombinant Protein.



Western Blot detection against Immunogen (41.36 KDa) .

Storage Buffer: In 1x PBS, pH 7.4

Storage Instruction: Store at -20°C or lower. Aliquot to avoid repeated freezing and thawing.

MSDS: [Download](#)

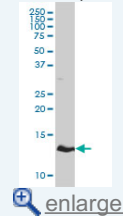
Datasheet: [Download](#)

Applications

Western Blot (Cell lysate)


Application Image

Western Blot (Cell lysate)



[enlarge](#)

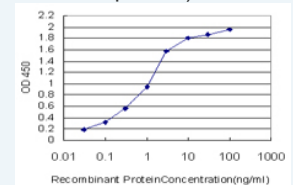
Western Blot (Transfected lysate)



[enlarge](#)


Western Blot (Recombinant protein)

Sandwich ELISA (Recombinant protein)



[enlarge](#)

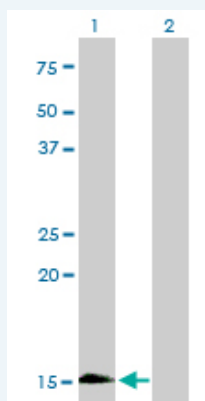
ELISA



HBZ monoclonal antibody (M01), clone 3C4-1D5 Western Blot analysis of HBZ expression in K-562 (Cat # L009V1).

[Protocol Download](#)

Western Blot (Transfected lysate)



Western Blot analysis of HBZ expression in transfected 293T cell line by HBZ monoclonal antibody (M01), clone 3C4-1D5.

Lane 1: HBZ transfected lysate(15.6 KDa).

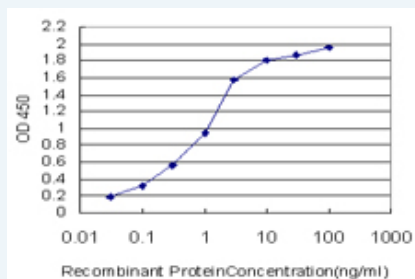
Lane 2: Non-transfected lysate.

[Protocol Download](#)

Western Blot (Recombinant protein)

[Protocol Download](#)

Sandwich ELISA (Recombinant protein)



Detection limit for recombinant GST tagged HBZ is approximately 0.03ng/ml as a capture antibody.

[Protocol Download](#)

ELISA

Gene Information

Entrez GeneID: [3050](#)

GeneBank [BC027892](#)
Accession#:

Protein [AAH27892](#)
Accession#:

Gene Name: HBZ

Gene Alias: -

Gene Description: hemoglobin, zeta

Omim ID: [142310](#)

Gene Ontology: [Hyperlink](#)

Gene Summary: Zeta-globin is an alpha-like hemoglobin. The zeta-globin polypeptide is synthesized in the yolk sac of the early embryo, while alpha-globin is produced throughout fetal and adult life. The zeta-globin gene is a member of the human alpha-globin gene cluster that includes five functional genes and two pseudogenes. The order of genes is: 5' - zeta - pseudozeta - mu - pseudoalpha-1 - alpha-2 - alpha-1 - theta1 - 3'. [provided by RefSeq]

Other Designations: zeta globin

[服務條款](#) | [隱私權政策](#) | [著作及商標](#) | [網站地圖](#)

©2016 亞諾法生技股份有限公司 Abnova Corporation. 版權所有.