



# SZABO SCANDIC

Part of Europa Biosite

## Produktinformation



Forschungsprodukte & Biochemikalien



Zellkultur & Verbrauchsmaterial



Diagnostik & molekulare Diagnostik



Laborgeräte & Service

Weitere Information auf den folgenden Seiten!  
See the following pages for more information!



### Lieferung & Zahlungsart

siehe unsere [Liefer- und Versandbedingungen](#)

### Zuschläge

- Mindermengenzuschlag
- Trockeneiszuschlag
- Gefahrgutzuschlag
- Expressversand

### SZABO-SCANDIC HandelsgmbH

Quellenstraße 110, A-1100 Wien

T. +43(0)1 489 3961-0

F. +43(0)1 489 3961-7

[mail@szabo-scandic.com](mailto:mail@szabo-scandic.com)

[www.szabo-scandic.com](http://www.szabo-scandic.com)

[linkedin.com/company/szaboscandic](https://www.linkedin.com/company/szaboscandic) 

## HCCS purified MaxPab rabbit polyclonal antibody (D01P) MaxPab®

Catalog # : H00003052-D01P

規格 : [ 100 ug ]

[List All](#)

### Specification

**Product Description:** Rabbit polyclonal antibody raised against a full-length human HCCS protein.

**Immunogen:** HCCS (AAH01691.1, 1 a.a. ~ 268 a.a) full-length human protein.

**Sequence:**  
 MGLSPSAPAVAVQASNASASPPSGCPMHEGKMKGCPVNTPEPSGPTCEK  
 KTYSVPAHQERAYEYVECPiRGTAENKENLDPSNLMPPPNQTPAPDQP  
 FALSTVREESSIPRADSEKKWYYPSEQMFWNAMLKKGWKWKDEDISQK  
 DMYNIRIHQNNEQAWKEILKWEALHAAECPCGPSLIRFGGKAKEYSPRA  
 RIRSWMGYELPFDRHDWIINRCGTEVRYVIDYDGGGEVNKDYQFTILDVR  
 PALDLSAVWDRMKVAWWRWTS

**Host:** Rabbit

**Reactivity:** Human

**Quality Control Testing:** Antibody reactive against mammalian transfected lysate.

**Storage Buffer:** In 1x PBS, pH 7.4

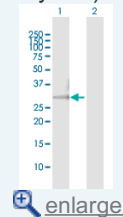
**Storage Instruction:** Store at -20°C or lower. Aliquot to avoid repeated freezing and thawing.


**MSDS:**  [Download](#)

**Datasheet:**  [Download](#)

### Application Image

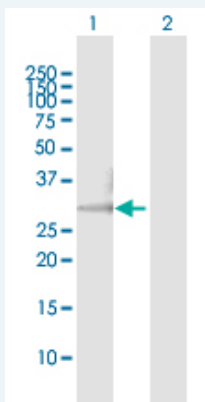
Western Blot (Transfected lysate)



 [enlarge](#)

### Applications


Western Blot (Transfected lysate)



Western Blot analysis of HCCS expression in transfected 293T cell line ([H00003052-T02](#)) by HCCS MaxPab polyclonal antibody.

Lane 1: HCCS transfected lysate(30.60 KDa).

Lane 2: Non-transfected lysate.

 [Protocol Download](#)

### Gene Information

**Entrez GeneID:** [3052](#)

**GeneBank  
Accession#:** [BC001691.2](#)

**Protein  
Accession#:** [AAH01691.1](#)

**Gene Name:** HCCS

**Gene Alias:** CCHL,DKFZp779I1858,MCOPS7

**Gene  
Description:** holocytochrome c synthase (cytochrome c heme-lyase)

**Omim ID:** [300056](#), [309801](#)

**Gene Ontology:** [Hyperlink](#)

**Other  
Designations:** OTTHUMP00000022903,OTTHUMP00000022904,OTTHUMP00000022905

### Gene Pathway

[Porphyrin and chlorophyll metabolism](#)

[服務條款](#) | [隱私權政策](#) | [著作及商標](#) | [網站地圖](#)

©2016 亞諾法生技股份有限公司 Abnova Corporation. 版權所有.