



# SZABO SCANDIC

Part of Europa Biosite

## Produktinformation



Forschungsprodukte & Biochemikalien



Zellkultur & Verbrauchsmaterial



Diagnostik & molekulare Diagnostik



Laborgeräte & Service

Weitere Information auf den folgenden Seiten!  
See the following pages for more information!



### Lieferung & Zahlungsart

siehe unsere [Liefer- und Versandbedingungen](#)

### Zuschläge

- Mindermengenzuschlag
- Trockeneiszuschlag
- Gefahrgutzuschlag
- Expressversand

### SZABO-SCANDIC HandelsgmbH

Quellenstraße 110, A-1100 Wien

T. +43(0)1 489 3961-0

F. +43(0)1 489 3961-7

[mail@szabo-scandic.com](mailto:mail@szabo-scandic.com)

[www.szabo-scandic.com](http://www.szabo-scandic.com)

[linkedin.com/company/szaboscandic](https://www.linkedin.com/company/szaboscandic) 



## HCK purified MaxPab mouse polyclonal antibody (B01P) MaxPab®

Catalog # : H00003055-B01P

規格 : [ 50 ug ]

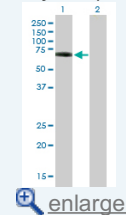
List All


### Specification

<b>Product Description:</b>	Mouse polyclonal antibody raised against a full-length human HCK protein.
<b>Immunogen:</b>	HCK (ENSP00000365012, 1 a.a. ~ 505 a.a) full-length human protein.
<b>Sequence:</b>	MGCMKSKFLQVGGNTFSKTETSASPHCPVYVPDPTSTIKPGPNSHNSNT PGIREAGSEDIIVALDYEAHHEDLSFQKGDQMVVLEESGEWWWKARSL ATRKEGYIPSNYVARVDSLETEEWFFKGISRKAERQLLAPGNMLGSFMI RDSETTKGSYLSVRDYDPRQGDVVKHYKIRTLDNNGGFYISPRSTFSTL QELVDHYKKGNDGLCQKLSVPCMSKPKPWEKDAWEIPRESLKLEKK LGAGQFGEVWMATYNKHTKVAVKTMKPGSMSVEAFLAEANVMKTLQHD KLVKLVAVVTKEPIYITFEFMAKGSLLDFLKSDEGSKQPLPKLIDFSAQIAE GMAFIEQRNYIHRDLRAANILVSASLVCKIADFGLARVIEDNEYTAREGAKF PIKWTAPEAINFGSFTIKSDVWSFGILLMEIVTYGRIPYPGMSNPEVIRALE RGYRMPRPENCPPEELYNIMMRCWKNRPEERPTFEYIQSVLDDFYTATES QYQQQP
<b>Host:</b>	Mouse
<b>Reactivity:</b>	Human
<b>Quality Control Testing:</b>	Antibody reactive against mammalian transfected lysate.
<b>Storage Buffer:</b>	In 1x PBS, pH 7.4
<b>Storage Instruction:</b>	Store at -20°C or lower. Aliquot to avoid repeated freezing and thawing.
<b>MSDS:</b>	 <a href="#">Download</a>
<b>Datasheet:</b>	 <a href="#">Download</a>

### Application Image

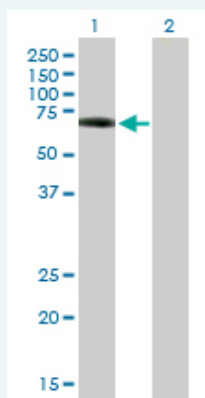
Western Blot (Transfected lysate)



 enlarge

### Applications

#### Western Blot (Transfected lysate)



Western Blot analysis of HCK expression in transfected 293T cell line (H00003055-T02) by HCK MaxPab polyclonal antibody.

Lane 1: HCK transfected lysate(55.55 KDa).

## Gene Information

Entrez GeneID: [3055](#)

GeneBank  
Accession#: [ENST00000375852](#)

Protein  
Accession#: [ENSP00000365012](#)

Gene Name: HCK

Gene Alias: JTK9

Gene  
Description: hemopoietic cell kinase

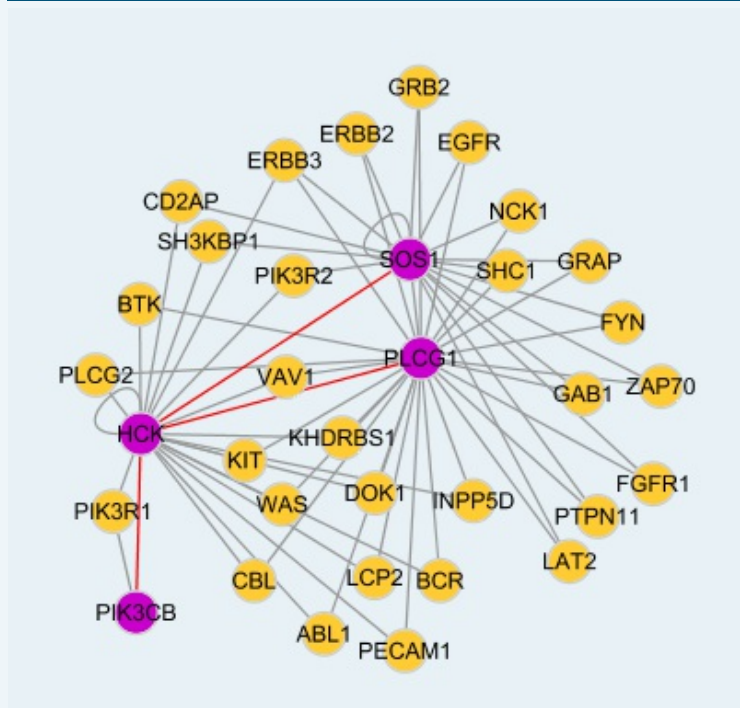
Omim ID: [142370](#)

Gene Ontology: [Hyperlink](#)

**Gene Summary:** The protein encoded by this gene is a protein-tyrosine kinase that is predominantly expressed in hemopoietic cell types. The encoded protein may help couple the Fc receptor to the activation of the respiratory burst. In addition, it may play a role in neutrophil migration and in the degranulation of neutrophils. Alternate translation initiation site usage, including a non-AUG (CUG) codon, results in the production of two different isoforms, that have different subcellular localization. [provided by RefSeq]

Other  
Designations: tyrosine protein kinase HCK

## Interactome



## Gene Pathway

[Chemokine signaling pathway Fc gamma R-mediated phagocytosis](#)

## Related Disease

---

[HIV Infections](#) [Pulmonary Disease, Chronic Obstructive](#)

---

[服務條款](#) | [隱私權政策](#) | [著作及商標](#) | [網站地圖](#)

©2016 亞諾法生技股份有限公司 Abnova Corporation. 版權所有.