



SZABO SCANDIC

Part of Europa Biosite

Produktinformation



Forschungsprodukte & Biochemikalien



Zellkultur & Verbrauchsmaterial



Diagnostik & molekulare Diagnostik



Laborgeräte & Service

Weitere Information auf den folgenden Seiten!
See the following pages for more information!



Lieferung & Zahlungsart

siehe unsere [Liefer- und Versandbedingungen](#)

Zuschläge

- Mindermengenzuschlag
- Trockeneiszuschlag
- Gefahrgutzuschlag
- Expressversand

SZABO-SCANDIC HandelsgmbH

Quellenstraße 110, A-1100 Wien

T. +43(0)1 489 3961-0

F. +43(0)1 489 3961-7

mail@szabo-scandic.com

www.szabo-scandic.com

[linkedin.com/company/szaboscandic](https://www.linkedin.com/company/szaboscandic) 

HCK 293T Cell Transient Overexpression Lysate(Denatured)

Catalog # : H00003055-T01

規格 : [100 uL]

[List All](#)

Specification

Transfected Cell Line: 293T

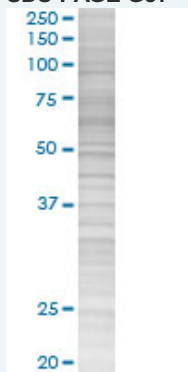
Plasmid: pCMV-HCK full-length

Host: Human

Theoretical MW (kDa): 55.66

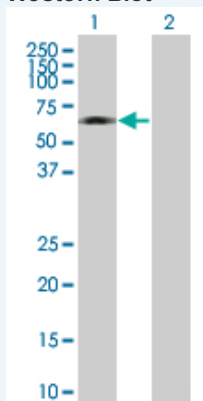
Quality Control Testing: Transient overexpression cell lysate was tested with Anti-HCK antibody (H00003055-B01) by Western Blots.

SDS-PAGE Gel



HCK transfected lysate.

Western Blot



Lane 1: HCK transfected lysate (55.66 KDa)

Lane 2: Non-transfected lysate.

Storage Buffer: 1X Sample Buffer (50 mM Tris-HCl, 2% SDS, 10% glycerol, 300 mM 2-mercaptoethanol, 0.01% Bromophenol blue)

Storage Instruction: Store at -80°C. Aliquot to avoid repeated freezing and thawing.

MSDS:  [Download](#)

Applications

Application Image

Western Blot

Western Blot

Gene Information

Entrez GeneID: [3055](#)

GeneBank [ENST00000375852](#)
Accession#:

Protein =
Accession#:

Gene Name: HCK

Gene Alias: JTK9

Gene Description: hemopoietic cell kinase

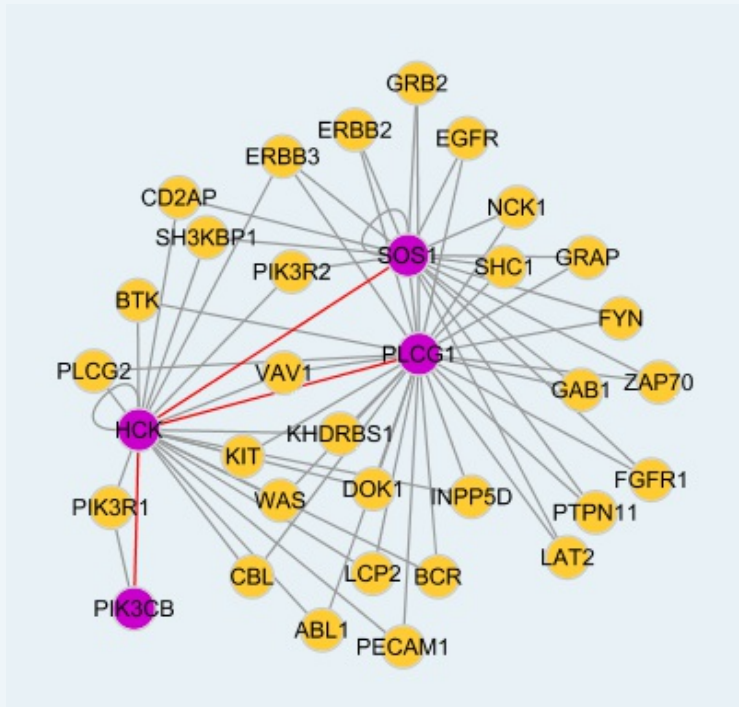
Omim ID: [142370](#)

Gene Ontology: [Hyperlink](#)

Gene Summary: The protein encoded by this gene is a protein-tyrosine kinase that is predominantly expressed in hemopoietic cell types. The encoded protein may help couple the Fc receptor to the activation of the respiratory burst. In addition, it may play a role in neutrophil migration and in the degranulation of neutrophils. Alternate translation initiation site usage, including a non-AUG (CUG) codon, results in the production of two different isoforms, that have different subcellular localization. [provided by RefSeq]

Other Designations: tyrosine protein kinase HCK

Interactome



Gene Pathway

[Chemokine signaling pathway Fc gamma R-mediated phagocytosis](#)

Related Disease

[服務條款](#) | [隱私權政策](#) | [著作及商標](#) | [網站地圖](#)

©2016 亞諾法生技股份有限公司 Abnova Corporation. 版權所有.