



SZABO SCANDIC

Part of Europa Biosite

Produktinformation



Forschungsprodukte & Biochemikalien



Zellkultur & Verbrauchsmaterial



Diagnostik & molekulare Diagnostik



Laborgeräte & Service

Weitere Information auf den folgenden Seiten!
See the following pages for more information!



Lieferung & Zahlungsart

siehe unsere [Liefer- und Versandbedingungen](#)

Zuschläge

- Mindermengenzuschlag
- Trockeneiszuschlag
- Gefahrgutzuschlag
- Expressversand

SZABO-SCANDIC HandelsgmbH

Quellenstraße 110, A-1100 Wien

T. +43(0)1 489 3961-0

F. +43(0)1 489 3961-7

mail@szabo-scandic.com

www.szabo-scandic.com

[linkedin.com/company/szaboscandic](https://www.linkedin.com/company/szaboscandic) 

HD monoclonal antibody (M01), clone 2E10

Catalog # : H00003064-M01

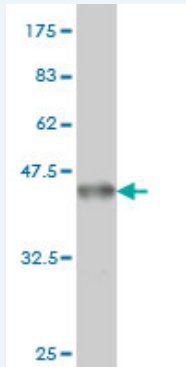
規格 : [100 ug]

[List All](#)

Specification

Product Description:	Mouse monoclonal antibody raised against a partial recombinant HD.
Immunogen:	HD (NP_002102, 81 a.a. ~ 190 a.a) partial recombinant protein with GST tag. MW of the GST tag alone is 26 KDa.
Sequence:	AVAAEPLHRPKKELSATKKDRVNHCLTICENIVAQSVRNSPEFQKLLGIAM ELFLLCSDDAESDVRMVADECLNKVIKALMDSNLRLQLELYKEIKKNGA PRSLRAALW
Host:	Mouse
Reactivity:	Human
Isotype:	IgG1 Kappa

Quality Control Testing: Antibody Reactive Against Recombinant Protein.



Western Blot detection against Immunogen (37.84 KDa) .

Storage Buffer: In 1x PBS, pH 7.4

Storage Instruction: Store at -20°C or lower. Aliquot to avoid repeated freezing and thawing.

MSDS: [Download](#)

Datasheet: [Download](#)

Applications

Western Blot (Recombinant protein)

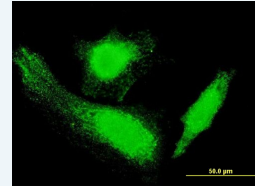
[Protocol Download](#)

Immunofluorescence

Application Image

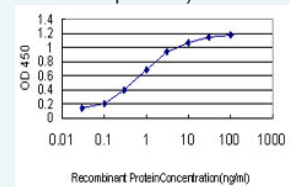
Western Blot (Recombinant protein)

Immunofluorescence



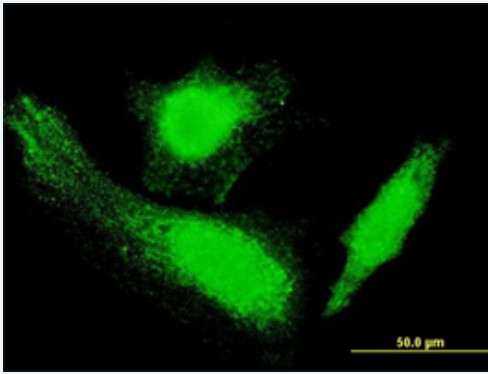
[enlarge](#)

Sandwich ELISA (Recombinant protein)



[enlarge](#)

ELISA

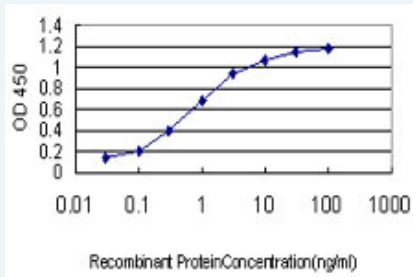


[enlarge this image](#)

Immunofluorescence of monoclonal antibody to HTT on HeLa cell . [antibody concentration 10 ug/ml]

[Protocol Download](#)

Sandwich ELISA (Recombinant protein)



Detection limit for recombinant GST tagged HD is approximately 0.03ng/ml as a capture antibody.

[Protocol Download](#)

ELISA

Gene Information

Entrez GeneID: [3064](#)

GeneBank Accession#: [NM_002111](#)

Protein Accession#: [NP_002102](#)

Gene Name: HTT

Gene Alias: HD,IT15

Gene Description: huntingtin

Omim ID: [143100](#)

Gene Ontology: [Hyperlink](#)

Other Designations: -

Gene Pathway

[Huntington's disease](#)

Related Disease

[Anxiety Disorders](#) [Atrophy Cerebellar Ataxia](#) [Cognition Disorders](#) [Decision Making](#) [Depressive Disorder, Major](#) [Disease Progression](#) [Disease Susceptibility](#) [Fragile X Syndrome](#) [Friedreich Ataxia](#) [Genetic Predisposition to Disease](#)

[Huntington Disease](#) [Huntington disease](#) [Insulin Resistance](#) [Interview, Psychological](#)
[Memory](#) [Memory Disorders](#) [Mental Disorders](#) [MMPI](#)

[... see more](#)

[服務條款](#) | [隱私權政策](#) | [著作及商標](#) | [網站地圖](#)

©2016 亞諾法生技股份有限公司 Abnova Corporation. 版權所有.