



SZABO SCANDIC

Part of Europa Biosite

Produktinformation



Forschungsprodukte & Biochemikalien



Zellkultur & Verbrauchsmaterial



Diagnostik & molekulare Diagnostik



Laborgeräte & Service

Weitere Information auf den folgenden Seiten!
See the following pages for more information!



Lieferung & Zahlungsart

siehe unsere [Liefer- und Versandbedingungen](#)

Zuschläge

- Mindermengenzuschlag
- Trockeneiszuschlag
- Gefahrgutzuschlag
- Expressversand

SZABO-SCANDIC HandelsgmbH

Quellenstraße 110, A-1100 Wien

T. +43(0)1 489 3961-0

F. +43(0)1 489 3961-7

mail@szabo-scandic.com

www.szabo-scandic.com

[linkedin.com/company/szaboscandic](https://www.linkedin.com/company/szaboscandic) 

HD monoclonal antibody (M05), clone 1H6

Catalog # : H00003064-M05

規格 : [100 ug]

[List All](#)

Specification

Product Description: Mouse monoclonal antibody raised against a partial recombinant HD.

Immunogen: HD (NP_002102, 81 a.a. ~ 190 a.a) partial recombinant protein with GST tag. MW of the GST tag alone is 26 KDa.

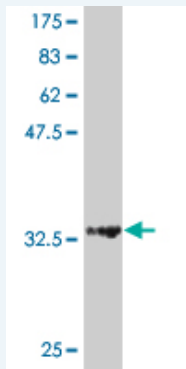
Sequence: AVAAEPLHRPKKELSATKKDRVNHCLTICENIVAQSVRNSPEFQKLLGIAM
ELFLLCSDDAESDVRMVADECLNKVIKALMDSNLRLQLELYKEIKKNGA
PRSLRAALW

Host: Mouse

Reactivity: Human

Isotype: IgG2a Kappa

Quality Control Testing: Antibody Reactive Against Recombinant Protein.



Western Blot detection against Immunogen (37.84 KDa) .

Storage Buffer: In 1x PBS, pH 7.4

Storage Instruction: Store at -20°C or lower. Aliquot to avoid repeated freezing and thawing.

MSDS: [Download](#)

Datasheet: [Download](#)

Publication Reference

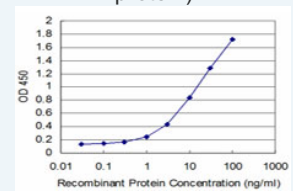
1. [IKK phosphorylates Huntingtin and targets it for degradation by the proteasome and lysosome.](#)
Thompson LM, Aiken CT, Kaltenbach LS, Agrawal N, Illes K, Khoshnan A, Martinez-Vincente M, Arrasate M, O'Rourke JG, Khashwji H, Lukacsovich T, Zhu YZ, Lau AL, Massey A, Hayden MR, Zeitlin SO, Finkbeiner S, Green KN, LaFerla FM, Bates G, Huang L, Patterson PH, Lo DC, Cuervo AM, Marsh JL, Steffan JS. *J Cell Biol.* 2009 Dec 28;187(7):1083-99. Epub 2009 Dec 21.

Applications

Application Image

Western Blot (Recombinant protein)

Sandwich ELISA (Recombinant protein)



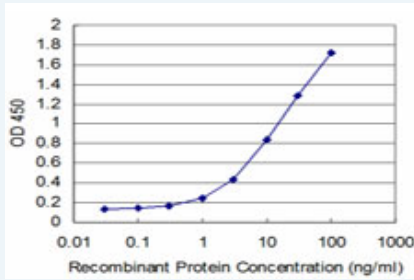
[enlarge](#)

ELISA

Western Blot (Recombinant protein)

 [Protocol Download](#)

Sandwich ELISA (Recombinant protein)



Detection limit for recombinant GST tagged HD is approximately 0.3ng/ml as a capture antibody.

 [Protocol Download](#)

ELISA

Gene Information

Entrez GeneID: [3064](#)

GeneBank [NM_002111](#)

Accession#:

Protein [NP_002102](#)

Accession#:

Gene Name: HTT

Gene Alias: HD,IT15

Gene huntingtin

Description:

Omim ID: [143100](#)

Gene Ontology: [Hyperlink](#)

Other Designations: -

Gene Pathway

[Huntington's disease](#)

Related Disease

[Anxiety Disorders](#) [Atrophy Cerebellar Ataxia](#) [Cognition Disorders](#) [Decision Making](#)
[Depressive Disorder](#) [Major Disease Progression](#) [Disease Susceptibility](#)
[Fragile X Syndrome](#) [Friedreich Ataxia](#) [Genetic Predisposition to Disease](#)
[Huntington Disease](#) [Huntington disease](#) [Insulin Resistance Interview](#) [Psychological](#)
[Memory](#) [Memory Disorders](#) [Mental Disorders](#) [MMPI](#)

... see more