



SZABO SCANDIC

Part of Europa Biosite

Produktinformation



Forschungsprodukte & Biochemikalien



Zellkultur & Verbrauchsmaterial



Diagnostik & molekulare Diagnostik



Laborgeräte & Service

Weitere Information auf den folgenden Seiten!
See the following pages for more information!



Lieferung & Zahlungsart

siehe unsere [Liefer- und Versandbedingungen](#)

Zuschläge

- Mindermengenzuschlag
- Trockeneiszuschlag
- Gefahrgutzuschlag
- Expressversand

SZABO-SCANDIC HandelsgmbH

Quellenstraße 110, A-1100 Wien

T. +43(0)1 489 3961-0

F. +43(0)1 489 3961-7

mail@szabo-scandic.com

www.szabo-scandic.com

[linkedin.com/company/szaboscandic](https://www.linkedin.com/company/szaboscandic) 

HDAC1 MaxPab mouse polyclonal antibody (B01) MaxPab®

Catalog # : H00003065-B01

規格 : [50 uL]

[List All](#)

Specification

Product Description: Mouse polyclonal antibody raised against a full-length human HDAC1 protein.

Immunogen: HDAC1 (NP_004955.2, 1 a.a. ~ 482 a.a) full-length human protein.

Sequence:
 MAQTQGTRRKVCYYYDGDVGNYYYYGQGHPMKPHRIRMTNLLLNYGLY
 RKMEYRPHKANAEMTKYHSDDYIKFLRSIRPDNMSEYSKQMQRFNVGE
 DCPVFDGLFEFCQLSTGGSVASAVKLNKQQTDAVNWAGGLHHAKKSE
 ASGFCYVNDIMLAILELLKYHQRVLYIDIDHHGDGVVEEAFYTTDRVMTVSF
 HKYGEYFPGTGDLRDIGAGKGYAVNYPRLRDGIDDESIEAIFKPVMSKV
 MEMFQPSAVWLQCGSDSLSGDRLGCFNLTIKGHAKCVEFVKSFNLPML
 MLGGGGYTIRNVARCWTYETAVALDTEIPNELPYNDYFEYFGPDFKLHIS
 PSNMTNQNTNEYLEKIKQRLFENLRMLPHAPGVQMQAIPEDAIPESGDE
 DEDDPDKRISICSSDKRIACEEEFSDSEEEGEGGRKNSSNFKAKRVKTE
 DEKEKDPEEKKEVTEEEKTKEEKPEAKGVKEEVKLA

Host: Mouse

Reactivity: Human

Quality Control Testing: Antibody reactive against mammalian transfected lysate.

Storage Buffer: No additive

Storage Instruction: Store at -20°C or lower. Aliquot to avoid repeated freezing and thawing.

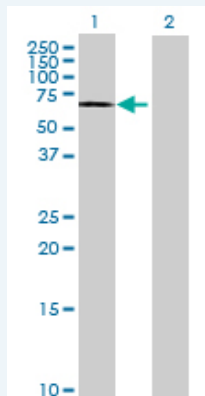
Note: For IHC and IF applications, antibody purification with Protein A will be needed prior to use.

MSDS:  [Download](#)

Datasheet:  [Download](#)

Applications


Western Blot (Transfected lysate)



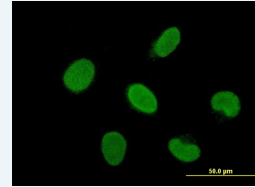
Western Blot analysis of HDAC1 expression in transfected 293T cell line (H00003065-T01) by HDAC1 MaxPab polyclonal antibody.

Application Image

Western Blot (Transfected lysate)



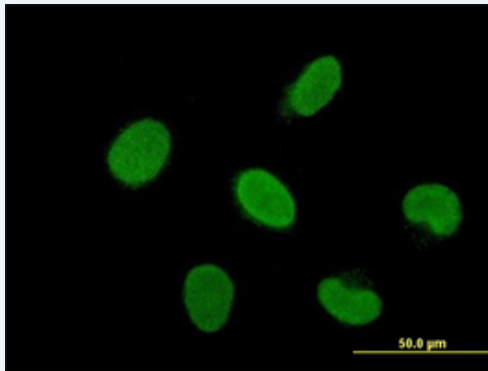
Immunofluorescence



Lane 1: HDAC1 transfected lysate(53.02 KDa).
Lane 2: Non-transfected lysate.

 [Protocol Download](#)

Immunofluorescence



 [enlarge this image](#)

Immunofluorescence of purified MaxPab antibody to HDAC1 on HeLa cell. [antibody concentration 10 ug/ml]

 [Protocol Download](#)

Gene Information

Entrez GeneID: [3065](#)

GeneBank [NM_004964.2](#)
Accession#:

Protein [NP_004955.2](#)
Accession#:

Gene Name: HDAC1

Gene Alias: DKFZp686H12203,GON-10,HD1,RPD3,RPD3L1

Gene [histone deacetylase 1](#)
Description:

Omim ID: [601241](#)

Gene Ontology: [Hyperlink](#)

Gene Summary: Histone acetylation and deacetylation, catalyzed by multisubunit complexes, play a key role in the regulation of eukaryotic gene expression. The protein encoded by this gene belongs to the histone deacetylase/acuc/apha family and is a component of the histone deacetylase complex. It also interacts with retinoblastoma tumor-suppressor protein and this complex is a key element in the control of cell proliferation and differentiation. Together with metastasis-associated protein-2, it deacetylates p53 and modulates its effect on cell growth and apoptosis. [provided by RefSeq]

Other [OTTHUMP00000008745, reduced potassium dependency, yeast](#)
Designations: [homolog-like 1](#)

Gene Pathway

[Cell cycle](#) [Chronic myeloid leukemia](#) [Huntington's disease](#) [Notch signaling pathway](#)
[Pathways in cancer](#)

Related Disease

[Asthma](#) [Asthma](#) [Cognition Disorders](#) [Genetic Predisposition to Disease](#) [Huntington Disease](#)
[Huntington disease](#) [Mental Status](#) [Schedule Neoplasms, Glandular and Epithelial](#)
[Ovarian cancer](#) [Ovarian Neoplasms](#) [Tobacco Use Disorder](#)

[服務條款](#) | [隱私權政策](#) | [著作及商標](#) | [網站地圖](#)

©2016 亞諾法生技股份有限公司 Abnova Corporation. 版權所有.