



SZABO SCANDIC

Part of Europa Biosite

Produktinformation



Forschungsprodukte & Biochemikalien



Zellkultur & Verbrauchsmaterial



Diagnostik & molekulare Diagnostik



Laborgeräte & Service

Weitere Information auf den folgenden Seiten!
See the following pages for more information!



Lieferung & Zahlungsart

siehe unsere [Liefer- und Versandbedingungen](#)

Zuschläge

- Mindermengenzuschlag
- Trockeneiszuschlag
- Gefahrgutzuschlag
- Expressversand

SZABO-SCANDIC HandelsgmbH

Quellenstraße 110, A-1100 Wien

T. +43(0)1 489 3961-0

F. +43(0)1 489 3961-7

mail@szabo-scandic.com

www.szabo-scandic.com

[linkedin.com/company/szaboscandic](https://www.linkedin.com/company/szaboscandic) 

HELLS MaxPab mouse polyclonal antibody (B01) MaxPab®

Catalog # : H00003070-B01

規格 : [50 uL]

[List All](#)

Specification

Product Description: Mouse polyclonal antibody raised against a full-length human HELLS protein.

Immunogen: HELLS (NP_060533, 1 a.a. ~ 838 a.a) full-length human protein.

Sequence:
 MPAERPAGSGGSEAPAMVEQLDTAVITPAMLEEEEQLEAAGLERERKMLEKARMSWDRESTEIRYRRLQHLLLEKSNISKFLLTKMEQQQLEEQKKK EKLERKKESLKVKKGKNSIDASEEKPMRKKRGREDESYNISEVMSKEEIL SVAKKNKKENEDENSSTNLCVEDLQKNKDSNSIHKDRLSETVRQNTKFF FDPVRKCNQGPVFPQPKHFTGGVMRWYQVEGMEWLRMLWENGINGLA DEMGLGKTVQCIATIALMIQRGVPGPFLVCGPLSTLPNWMMAEFKRFT PDIPTMLYHGTQEERQQLVRNIYKRKGTLQIHPVITSF EIAMRDRNALQHCYW KYLIVDEGHRIKNMKRLIRELKRFNADNKLLLTGTPLQNNLSELWS LLN FLLPDVFDLKSFEWFDITSLSETAEDI AKEREQNVLHMLHQILTPF LLRRLKSDVALEVPPKREV VYAPLSKKQEIFYTAIVNRTIANMFGSSEKE TIELSPTGRPKRRTKRSINYSKIDDFPNELEKLISQIQPEVDRERAVEVNIP VESEVNLKLQNMMLLRKCCNHPYLI EYPIDPVTQEFKIDEELVTNSGKFLIL DRMLPELKKRGHKVLLFSQMTSMLDILMDYCHLRDFNFSRLDGSMSYSE REKNMHSFNTDPEVFIFLVSTRAGGLGINLTAADTVIYDSDWNPQSDLQA QDRCHRIGQTKPVVYRLVTANTIDQKIVERAAAKRLEKLIHKNHFKGG QSGNLNLSKNFLDPKELMELLKSRDYEREIKSREKVISDKDLELLLD RSDL IDQMNASGPIKEKMGIFKILENSEDSSPECLF

Host: Mouse

Reactivity: Human

Quality Control Testing: Antibody reactive against mammalian transfected lysate.

Storage Buffer: No additive

Storage Instruction: Store at -20°C or lower. Aliquot to avoid repeated freezing and thawing.

Note: For IHC and IF applications, antibody purification with Protein A will be needed prior to use.

MSDS:  [Download](#)


Datasheet:  [Download](#)


Applications

Western Blot (Transfected lysate)

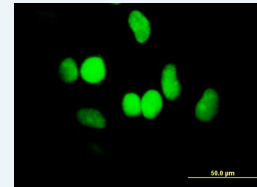
Application Image

Western Blot (Transfected lysate)

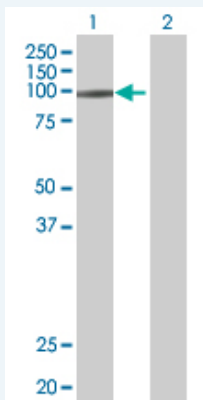


 [enlarge](#)

Immunofluorescence



 [enlarge](#)

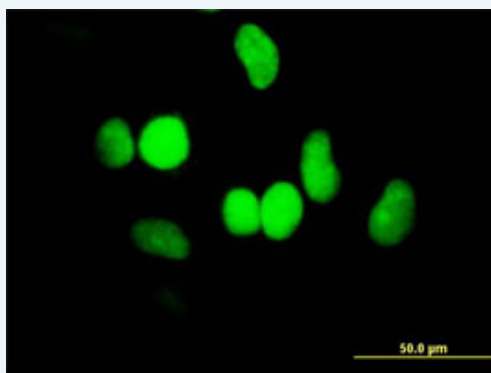


Western Blot analysis of HELLs expression in transfected 293T cell line ([H00003070-T01](#)) by HELLs MaxPab polyclonal antibody.

Lane 1: HELLs transfected lysate(92.18 KDa).
Lane 2: Non-transfected lysate.

[Protocol Download](#)

Immunofluorescence



enlarge this image

Immunofluorescence of [purified](#) MaxPab antibody to HELLs on HeLa cell. [antibody concentration 10 ug/ml]

[Protocol Download](#)

Gene Information

Entrez GeneID: [3070](#)

GeneBank [NM_018063](#)
Accession#:

Protein [NP_060533](#)
Accession#:

Gene Name: HELLs

Gene Alias: FLJ10339,LSH,Nbla10143,PASG,SMARCA6

Gene Description: helicase, lymphoid-specific

Omim ID: [603946](#)

Gene Ontology: [Hyperlink](#)

Gene Summary: This gene encodes a lymphoid-specific helicase. Other helicases function in processes involving DNA strand separation, including replication, repair, recombination, and transcription. This protein is thought to be involved with cellular proliferation and may play a role in leukemogenesis. Alternatively spliced transcript variants have been described, but their biological validity has not been determined. [provided by RefSeq]

Other OTTHUMP00000020127,SWI/SNF2-related, matrix-associated, actin-
Designations: dependent regulator of chromatin, subfamily A, member 6,proliferation-
associated SNF2-like protein

Related Disease

[Genetic Predisposition to Disease Neoplasms, Glandular and Epithelial Ovarian cancer](#)
[Ovarian Neoplasms](#)

[服務條款](#) | [隱私權政策](#) | [著作及商標](#) | [網站地圖](#)

©2016 亞諾法生技股份有限公司 Abnova Corporation. 版權所有.