



SZABO SCANDIC

Part of Europa Biosite

Produktinformation



Forschungsprodukte & Biochemikalien



Zellkultur & Verbrauchsmaterial



Diagnostik & molekulare Diagnostik



Laborgeräte & Service

Weitere Information auf den folgenden Seiten!
See the following pages for more information!



Lieferung & Zahlungsart

siehe unsere [Liefer- und Versandbedingungen](#)

Zuschläge

- Mindermengenzuschlag
- Trockeneiszuschlag
- Gefahrgutzuschlag
- Expressversand

SZABO-SCANDIC HandelsgmbH

Quellenstraße 110, A-1100 Wien

T. +43(0)1 489 3961-0

F. +43(0)1 489 3961-7

mail@szabo-scandic.com

www.szabo-scandic.com

[linkedin.com/company/szaboscandic](https://www.linkedin.com/company/szaboscandic) 

HELLS monoclonal antibody (M01), clone 1D10

Catalog # : H00003070-M01

規格 : [100 ug]

[List All](#)

Specification

Product Description: Mouse monoclonal antibody raised against a full length recombinant HELLS.

Immunogen: HELLS (AAH30963, 1 a.a. ~ 348 a.a) full-length recombinant protein with GST tag. MW of the GST tag alone is 26 KDa.

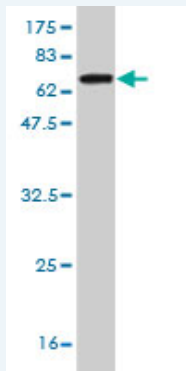
Sequence:
 MFGSSEKETIELSPTGRPKRRTRKRSINYSKIDDFPNELEKLISQIQPEVDRE
 RAVVEVNIPVESEVNLKLNIMMLLRKCCNHPYLIIEYPIDPVTQEFKIDEEL
 VTNSGKFLILDRMLPELKKRGHKVLLFSQMTSMLDILMDYCHLRDFNFSR
 LDGMSYSEREKNMHSFNTDPEVFIFLVSTRAGGLGINLTAADTVIYDSD
 WNPQSDLQAQDRCHRIGQTKPVVYRLVTANTIDQKIVERAAAKRLEKL
 IHHKNHFKGGQSGLNLSKNFLDPKELMELLKSRDYEREIKGSREKVISDKD
 LELLDRSDLIDQMNASGPIKEKMGIFKILENSEDSSPECLF

Host: Mouse

Reactivity: Human

Isotype: IgG1 Kappa

Quality Control Testing: Antibody Reactive Against Recombinant Protein.



Western Blot detection against Immunogen (63.8 KDa) .

Storage Buffer: In 1x PBS, pH 7.4

Storage Instruction: Store at -20°C or lower. Aliquot to avoid repeated freezing and thawing.

MSDS: [Download](#)

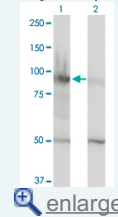
Datasheet: [Download](#)

Applications

Western Blot (Transfected lysate)

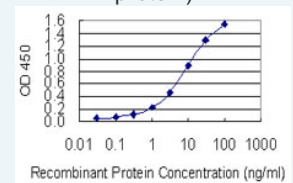
Application Image

Western Blot (Transfected lysate)



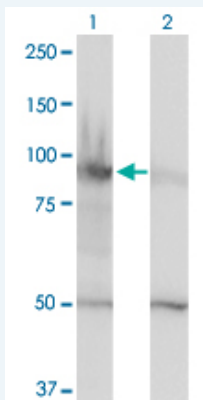
Western Blot (Recombinant protein)

Sandwich ELISA (Recombinant protein)



[enlarge](#)

ELISA



Western Blot analysis of HELLS expression in transfected 293T cell line by HELLS monoclonal antibody (M01), clone 1D10.

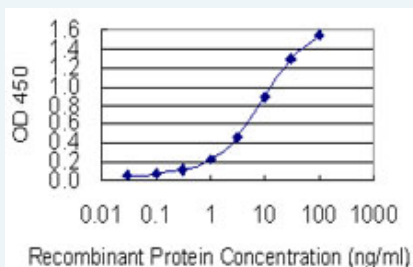
Lane 1: HELLS transfected lysate (Predicted MW: 97.074 KDa).
Lane 2: Non-transfected lysate.

[Protocol Download](#)

Western Blot (Recombinant protein)

[Protocol Download](#)

Sandwich ELISA (Recombinant protein)



Detection limit for recombinant GST tagged HELLS is 0.1 ng/ml as a capture antibody.

[Protocol Download](#)

ELISA

Gene Information

Entrez GeneID: [3070](#)

GeneBank [BC030963](#)

Accession#:

Protein [AAH30963](#)

Accession#:

Gene Name: HELLS

Gene Alias: FLJ10339,LSH,Nbla10143,PASG,SMARCA6

Gene Description: helicase, lymphoid-specific

Description:

Omim ID: [603946](#)

Gene Ontology: [Hyperlink](#)

Gene Summary: This gene encodes a lymphoid-specific helicase. Other helicases function in processes involving DNA strand separation, including replication, repair, recombination, and transcription. This protein is thought to be involved with cellular proliferation and may play a role in leukemogenesis. Alternatively spliced transcript variants have been described, but their biological validity has not been determined.

[provided by RefSeq]

Other Designations: OTTHUMP00000020127,SWI/SNF2-related, matrix-associated, actin-dependent regulator of chromatin, subfamily A, member 6,proliferation-associated SNF2-like protein

Related Disease

Genetic Predisposition to Disease Neoplasms, Glandular and Epithelial Ovarian cancer Ovarian Neoplasms

[服務條款](#) | [隱私權政策](#) | [著作及商標](#) | [網站地圖](#)

©2016 亞諾法生技股份有限公司 Abnova Corporation. 版權所有.