



SZABO SCANDIC

Part of Europa Biosite

Produktinformation



Forschungsprodukte & Biochemikalien



Zellkultur & Verbrauchsmaterial



Diagnostik & molekulare Diagnostik



Laborgeräte & Service

Weitere Information auf den folgenden Seiten!
See the following pages for more information!



Lieferung & Zahlungsart

siehe unsere [Liefer- und Versandbedingungen](#)

Zuschläge

- Mindermengenzuschlag
- Trockeneiszuschlag
- Gefahrgutzuschlag
- Expressversand

SZABO-SCANDIC HandelsgmbH

Quellenstraße 110, A-1100 Wien

T. +43(0)1 489 3961-0

F. +43(0)1 489 3961-7

mail@szabo-scandic.com

www.szabo-scandic.com

[linkedin.com/company/szaboscandic](https://www.linkedin.com/company/szaboscandic) 



CFH purified MaxPab rabbit polyclonal antibody (D01P) MaxPab®

Catalog # : H00003075-D01P

規格 : [100 ug]


[List All](#)

Specification

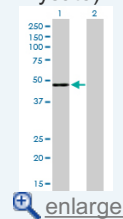
Product Description:	Rabbit polyclonal antibody raised against a full-length human CFH protein.
Immunogen:	CFH (NP_001014975.1, 1 a.a. ~ 449 a.a) full-length human protein.
Sequence:	MRLAKIICLMLWAICVAEDCNELPPRRNTEILTGSWSDQTYPEGTQAIYK CRPGYRSLGNVIMVCRKGEWVALNPLRKCQKRPCGHPGDTPFGTFTLT GGNVFEYGVKAVYTCNEGYQLLGEINYRECDTDGWTNDIPICEVKCLP VTAPENGKIVSSAMEPDREYHFQQAVRFVCNSGYKIEGDEEMHCSDDGF WSKEKPKCVEISCKSPDVINGSPISQKIYKENERFQYKCNMGYEYSERGD AVCTESGWRPLPSCEEKSCDNPYIPNGDYSPLRIKHRTGDEITYQCRNG FYPATRGNTAKCTSTGWIPAPRCTLKPCDYDPIKHGGLYHENMRRPYFP VAVGKYYSYCYDEHFETPSGSYWDHIHCTQDQGWSPA/PCLRKCYFPYL ENGYNQNHGRKFVQGKSIDVACHPGYALPKAQTTVTTCMENGWSPTPRC IRVSFTL
Host:	Rabbit
Reactivity:	Human
Quality Control Testing:	Antibody reactive against mammalian transfected lysate.
Storage Buffer:	In 1x PBS, pH 7.4
Storage Instruction:	Store at -20°C or lower. Aliquot to avoid repeated freezing and thawing.
MSDS:	 Download
Datasheet:	 Download

Application Image

Western Blot (Tissue lysate)

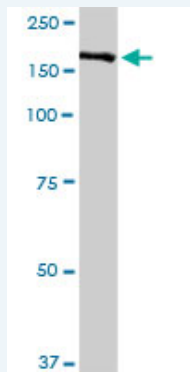


Western Blot (Transfected lysate)




Applications

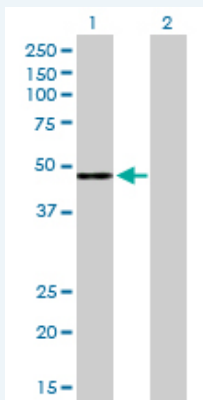
Western Blot (Tissue lysate)



CFH MaxPab rabbit polyclonal antibody. Western Blot analysis of CFH expression in human kidney.

 [Protocol Download](#)

Western Blot (Transfected lysate)



Western Blot analysis of CFH expression in transfected 293T cell line ([H00003075-T02](#)) by CFH MaxPab polyclonal antibody.

Lane 1: CFH transfected lysate(51.00 KDa).
Lane 2: Non-transfected lysate.

 [Protocol Download](#)

Gene Information

Entrez GeneID: [3075](#)

GeneBank [NM_001014975.1](#)

Accession#:

Protein [NP_001014975.1](#)

Accession#:

Gene Name: CFH

Gene Alias: ARMD4,ARMS1,CFHL3,FH,FHL1,HF,HF1,HF2,HUS,MGC88246

Gene complement factor H

Description:

Omim ID: [134370](#), [235400](#), [609814](#), [610698](#)

Gene Ontology: [Hyperlink](#)

Gene Summary: This gene is a member of the Regulator of Complement Activation (RCA) gene cluster and encodes a protein with twenty short consensus repeat (SCR) domains. This protein is secreted into the bloodstream and has an essential role in the regulation of complement activation, restricting this innate defense mechanism to microbial infections. Mutations in this gene have been associated with hemolytic-uremic syndrome (HUS) and chronic hypocomplementemic nephropathy. Alternate transcriptional splice variants, encoding different isoforms, have been characterized. [provided by RefSeq]

Other H factor 1 (complement),H factor 2

Designations: (complement),OTTHUMP00000033598,age-related maculopathy susceptibility 1,beta-1-H-globulin,beta-1H,complement factor H, isoform b,factor H,factor H-like 1

Gene Pathway

[Complement and coagulation cascades](#)

Related Disease

[Alport syndrome](#) [Alzheimer Disease](#) [Alzheimer disease](#) [Arthritis, Rheumatoid](#) [Asthma](#) [Ataxia Telangiectasia](#) [Ataxia telangiectasia](#) [Atherosclerosis](#) [Atherosclerosis](#) [Atrophy](#) [Blindness](#) [Brain Ischemia](#) [Calcinosis](#) [Cardiovascular Diseases](#) [Carotid Artery Diseases](#) [Cerebrovascular Accident](#) [Chlamydia Infections](#) [Chlamydomonada Infections](#) [Choroid Diseases](#)

[... see more](#)

[服務條款](#) | [隱私權政策](#) | [著作及商標](#) | [網站地圖](#)

©2016 亞諾法生技股份有限公司 Abnova Corporation. 版權所有.