



SZABO SCANDIC

Part of Europa Biosite

Produktinformation



Forschungsprodukte & Biochemikalien



Zellkultur & Verbrauchsmaterial



Diagnostik & molekulare Diagnostik



Laborgeräte & Service

Weitere Information auf den folgenden Seiten!
See the following pages for more information!



Lieferung & Zahlungsart

siehe unsere [Liefer- und Versandbedingungen](#)

Zuschläge

- Mindermengenzuschlag
- Trockeneiszuschlag
- Gefahrgutzuschlag
- Expressversand

SZABO-SCANDIC HandelsgmbH

Quellenstraße 110, A-1100 Wien

T. +43(0)1 489 3961-0

F. +43(0)1 489 3961-7

mail@szabo-scandic.com

www.szabo-scandic.com

[linkedin.com/company/szaboscandic](https://www.linkedin.com/company/szaboscandic) 

HFE purified MaxPab mouse polyclonal antibody (B01P) MaxPab®

Catalog # : H00003077-B01P

規格 : [50 ug]

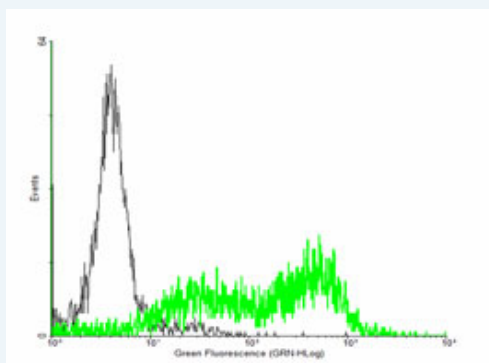
[List All](#)

Specification

Product Description:	Mouse polyclonal antibody raised against a full-length human HFE protein.
Immunogen:	HFE (NP_000401.1, 1 a.a. ~ 348 a.a) full-length human protein.
Sequence:	MGPRARPALLLLMLLQTAVLQGRLLRSHSLHYLFMGASEQDLGLSLFEALGYVDDQLFVFYDHESRRVEPRTPWVSSRISSQMWLQLSLSLKGWDHMFVTVDFWTIMENHNHSHKESHTLQVILGCEMQEDNSTEGYWKYGYDGQDLHLEFCPDTLDWRAAEPRAWPTKLEWERHKIRARQNRAYLERDCPAQLQQLLELGRGVLDQQVPPLVKVTHHTVSSVTTLRCRALNYYPQNTMKWLKDKQPMDAKEFEPKDVLPNGDGTYYGQWITLAVPPGEEQRYTCQVEHPGLDQPLIWIWEPSPSGTLVIGVISGIAVFWILFIGILFIILRKRQSGRGAMGHYVLAERE
Host:	Mouse
Reactivity:	Human
Quality Control Testing:	Antibody reactive against mammalian transfected lysate.
Storage Buffer:	In 1x PBS, pH 7.4
Storage Instruction:	Store at -20°C or lower. Aliquot to avoid repeated freezing and thawing.
MSDS:	Download
Datasheet:	Download

Applications

Flow Cytometry



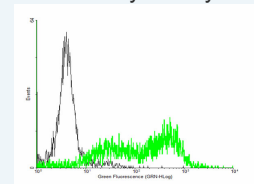
[enlarge this image](#)

FACS analysis of negative control 293 cells (Black) and HFE expressing 293 cells (Green) using HFE purified MaxPab mouse polyclonal antibody.

Western Blot (Cell lysate)

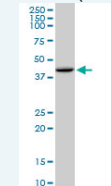
Application Image

Flow Cytometry



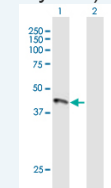
[enlarge](#)

Western Blot (Cell lysate)

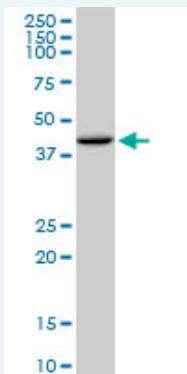


[enlarge](#)

Western Blot (Transfected lysate)




[enlarge](#)



HFE MaxPab polyclonal antibody. Western Blot analysis of HFE expression in HepG2.

 [Protocol Download](#)

Western Blot (Transfected lysate)



Western Blot analysis of HFE expression in transfected 293T cell line ([H00003077-T01](#)) by HFE MaxPab polyclonal antibody.

Lane 1: HFE transfected lysate(38.28 KDa).

Lane 2: Non-transfected lysate.

 [Protocol Download](#)

Gene Information

Entrez GeneID: [3077](#)

GeneBank [NM_000410.3](#)

Accession#:

Protein [NP_000401.1](#)

Accession#:

Gene Name: HFE

Gene Alias: HFE1,HH,HLA-H,MGC103790,dJ221C16.10.1

Gene hemochromatosis

Description:

Omim ID: [176200](#), [235200](#)

Gene Ontology: [Hyperlink](#)

Gene Summary: The protein encoded by this gene is a membrane protein that is similar to MHC class I-type proteins and associates with beta2-microglobulin (beta2M). It is thought that this protein functions to regulate iron absorption by regulating the interaction of the transferrin receptor with transferrin. The iron storage disorder, hereditary haemochromatosis, is a recessive genetic disorder that results from defects in this gene. At least nine alternatively spliced variants have been described for this gene. Additional variants have been found but their full-length nature has not been determined. [provided by RefSeq

Other MHC class I-like protein HFE, hemochromatosis protein, hereditary
Designations: hemochromatosis protein HLA-H

Related Disease

[Abortion, Spontaneous](#) [Activated Protein C Resistance](#) [Acute Disease](#) [Adenocarcinoma](#)
[Adenoma](#) [Adenomatous Polyps](#) [Albuminuria](#) [Alcoholism](#) [alpha 1-Antitrypsin Deficiency](#)
[alpha-Thalassemia](#) [Alzheimer Disease](#) [Alzheimer disease](#) [Amyotrophic Lateral Sclerosis](#)
[Amyotrophic lateral sclerosis](#) [Anemia](#) [Anemia, Iron-Deficiency](#) [Anemia, Sickle Cell](#)
[Anemia, sickle cell](#) [Arteriosclerosis](#)

... see more

[服務條款](#) | [隱私權政策](#) | [著作及商標](#) | [網站地圖](#)

©2016 亞諾法生技股份有限公司 Abnova Corporation. 版權所有.