



# SZABO SCANDIC

Part of Europa Biosite

## Produktinformation



Forschungsprodukte & Biochemikalien



Zellkultur & Verbrauchsmaterial



Diagnostik & molekulare Diagnostik



Laborgeräte & Service

Weitere Information auf den folgenden Seiten!  
See the following pages for more information!



### Lieferung & Zahlungsart

siehe unsere [Liefer- und Versandbedingungen](#)

### Zuschläge

- Mindermengenzuschlag
- Trockeneiszuschlag
- Gefahrgutzuschlag
- Expressversand

### SZABO-SCANDIC HandelsgmbH

Quellenstraße 110, A-1100 Wien

T. +43(0)1 489 3961-0

F. +43(0)1 489 3961-7

[mail@szabo-scandic.com](mailto:mail@szabo-scandic.com)

[www.szabo-scandic.com](http://www.szabo-scandic.com)

[linkedin.com/company/szaboscandic](https://www.linkedin.com/company/szaboscandic) 



**CFHR1 purified MaxPab mouse polyclonal antibody (B01P)** MaxPab®

Catalog # : H00003078-B01P

規格 : [ 50 ug ]

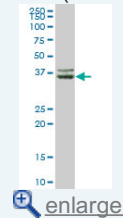
[List All](#)

**Specification**

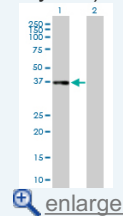
<b>Product Description:</b>	Mouse polyclonal antibody raised against a full-length human CFHR1 protein.
<b>Immunogen:</b>	CFHR1 (AAH16755, 19 a.a. ~ 330 a.a) full-length human protein.
<b>Sequence:</b>	EATFCDFPKINHGILYDEEKYKPFVPTGEVFFYSCEYNFVSPSKSFWT RITCTEEGWSPTPKCLRLCFFPFVENGHSESSGQTHLEGDTVQIICNTGY RLQNNENNISCVERGWSTPPKCRSTDTSVCVNPPTVQNAHILSRQMSKYP SGERVRYECSRSPYEMFGDEEVMCLNGNWTEPPQCKDSTGKCGPPPI DNGDITSFPLSVYAPASSVEYQCQNLYQLEGNKRITCRNGQWSEPPKCL HPCVISREIMENYNIALRWTAKQKLYLRTGESAEFVCKRGYRLSSRSHTL RTTCWDGKLEYPTCAKR
<b>Host:</b>	Mouse
<b>Reactivity:</b>	Human
<b>Quality Control Testing:</b>	Antibody reactive against mammalian transfected lysate.
<b>Storage Buffer:</b>	In 1x PBS, pH 7.4
<b>Storage Instruction:</b>	Store at -20°C or lower. Aliquot to avoid repeated freezing and thawing.
<b>MSDS:</b>	 <a href="#">Download</a>
<b>Datasheet:</b>	 <a href="#">Download</a>

**Application Image**

Western Blot (Tissue lysate)

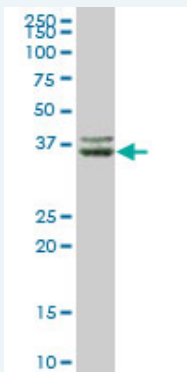


Western Blot (Transfected lysate)



**Applications**

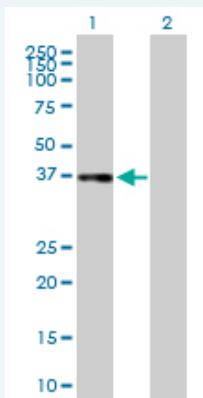
Western Blot (Tissue lysate)



CFHR1 MaxPab polyclonal antibody. Western Blot analysis of CFHR1 expression in human liver.

 [Protocol Download](#)

Western Blot (Transfected lysate)



Western Blot analysis of CFHR1 expression in transfected 293T cell line ([H00003078-T01](#)) by CFHR1 MaxPab polyclonal antibody.

Lane 1: CFHL1 transfected lysate(36.41 KDa).  
Lane 2: Non-transfected lysate.

 [Protocol Download](#)

### Gene Information

**Entrez GeneID:** [3078](#)

**GeneBank Accession#:** [BC016755](#)

**Protein Accession#:** [AAH16755](#)

**Gene Name:** CFHR1

**Gene Alias:** CFHL,CFHL1,CFHL1P,CFHR1P,FHR1,H36-1,H36-2,HFL1,HFL2,MGC104329

**Gene Description:** complement factor H-related 1

**Omim ID:** [134371](#)

**Gene Ontology:** [Hyperlink](#)

**Other Designations:** H factor (complement)-like 1,H factor (complement)-like 2,OTTHUMP00000034408,complement factor H-related 1 pseudogene

### Related Disease

[Cardiovascular Diseases](#) [Diabetes Mellitus, Type 2](#) [Edema](#)  
[Genetic Predisposition to Disease](#) [Hemolytic-Uremic Syndrome](#) [Lymphoma, Non-Hodgkin](#)  
[Macular Degeneration](#)

[服務條款](#) | [隱私權政策](#) | [著作及商標](#) | [網站地圖](#)

©2016 亞諾法生技股份有限公司 Abnova Corporation. 版權所有.