



# SZABO SCANDIC

Part of Europa Biosite

## Produktinformation



Forschungsprodukte & Biochemikalien



Zellkultur & Verbrauchsmaterial



Diagnostik & molekulare Diagnostik



Laborgeräte & Service

Weitere Information auf den folgenden Seiten!  
See the following pages for more information!



### Lieferung & Zahlungsart

siehe unsere [Liefer- und Versandbedingungen](#)

### Zuschläge

- Mindermengenzuschlag
- Trockeneiszuschlag
- Gefahrgutzuschlag
- Expressversand

### SZABO-SCANDIC HandelsgmbH

Quellenstraße 110, A-1100 Wien

T. +43(0)1 489 3961-0

F. +43(0)1 489 3961-7

[mail@szabo-scandic.com](mailto:mail@szabo-scandic.com)

[www.szabo-scandic.com](http://www.szabo-scandic.com)

[linkedin.com/company/szaboscandic](https://www.linkedin.com/company/szaboscandic) 



## CFHR2 purified MaxPab mouse polyclonal antibody (B01P) MaxPab®

Catalog # : H00003080-B01P

規格 : [ 50 ug ]

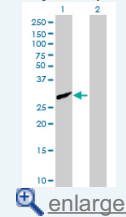
[List All](#)

### Specification

<b>Product Description:</b>	Mouse polyclonal antibody raised against a full-length human CFHR2 protein.
<b>Immunogen:</b>	CFHR2 (AAH22283, 19 a.a. ~ 270 a.a) full-length human protein.
<b>Sequence:</b>	EAMFCDFPKINHGILYDEEKYKPFVQVPTGEVFFYSCEYNFVSPSKSFWT RITCAEEGWSPTPKCLRLCFFPFVENGHSESSGQTHLEGDTVQIICNTGY RLQNNENNISCVERGWSTPPKCRSTISAEKCGPPPIDNGDITSFLLSVYA PGSSVEYQCQNLYQLEGNNQITCRNGQWSEPPKCLDPCVISQEIMEKYNI KLKWTNQQKLYSRTGDMEFVCKSGYHPTKSHSFRAMCQNGKLVYPSC EEK
<b>Host:</b>	Mouse
<b>Reactivity:</b>	Human
<b>Quality Control Testing:</b>	Antibody reactive against mammalian transfected lysate.
<b>Storage Buffer:</b>	In 1x PBS, pH 7.4
<b>Storage Instruction:</b>	Store at -20°C or lower. Aliquot to avoid repeated freezing and thawing.
<b>MSDS:</b>	 <a href="#">Download</a>
<b>Datasheet:</b>	 <a href="#">Download</a>

### Application Image

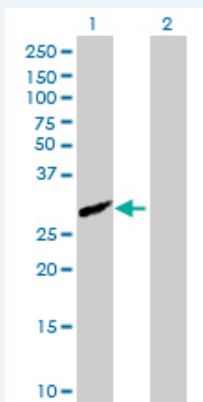
Western Blot (Transfected lysate)



 [enlarge](#)

### Applications

#### Western Blot (Transfected lysate)



Western Blot analysis of CFHR2 expression in transfected 293T cell line ([H00003080-T01](#)) by CFHR2 MaxPab polyclonal antibody.

Lane 1: CFHR2 transfected lysate (29.81 kDa).  
Lane 2: Non-transfected lysate.

 [Protocol Download](#)

### Gene Information

**Entrez GeneID:** [3080](#)

**GeneBank  
Accession#:** [BC022283](#)

**Protein  
Accession#:** [AAH22283](#)

**Gene Name:** CFHR2

**Gene Alias:** CFHL2,FHR2,HFL3

**Gene  
Description:** complement factor H-related 2

**Omim ID:** [600889](#)

**Gene Ontology:** [Hyperlink](#)

**Other  
Designations:** H factor (complement)-like 3,OTTHUMP00000034673, factor H-related gene 2

#### **Related Disease**

[Genetic Predisposition to Disease Hemolytic-Uremic Syndrome Macular Degeneration](#)

[服務條款](#) | [隱私權政策](#) | [著作及商標](#) | [網站地圖](#)

©2016 亞諾法生技股份有限公司 Abnova Corporation. 版權所有.