



SZABO SCANDIC

Part of Europa Biosite

Produktinformation



Forschungsprodukte & Biochemikalien



Zellkultur & Verbrauchsmaterial



Diagnostik & molekulare Diagnostik



Laborgeräte & Service

Weitere Information auf den folgenden Seiten!
See the following pages for more information!



Lieferung & Zahlungsart

siehe unsere [Liefer- und Versandbedingungen](#)

Zuschläge

- Mindermengenzuschlag
- Trockeneiszuschlag
- Gefahrgutzuschlag
- Expressversand

SZABO-SCANDIC HandelsgmbH

Quellenstraße 110, A-1100 Wien

T. +43(0)1 489 3961-0

F. +43(0)1 489 3961-7

mail@szabo-scandic.com

www.szabo-scandic.com

[linkedin.com/company/szaboscandic](https://www.linkedin.com/company/szaboscandic) 



CFHR2 purified MaxPab mouse polyclonal antibody (B02P) MaxPab®

Catalog # : H00003080-B02P

規格 : [50 ug]

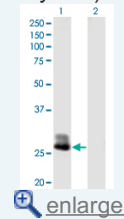
[List All](#)

Specification

Product Description:	Mouse polyclonal antibody raised against a full-length human CFHR2 protein.
Immunogen:	CFHR2 (NP_005657.1, 1 a.a. ~ 270 a.a) full-length human protein.
Sequence:	MWLLVSVILISRISVGGGEAMFCDFPKINHGILYDEEKYKPFSSQVPTGEVF YYSCEYNFVSPSKSFWTRITCAEEGWSPTPKCLRLCFFPFVENGHSESS GQTHLEGDTVQIICNTGYRLQNNENNISCVERGWSTPPKCRSTISAEKCG PPPPIDNGDITSFLLSVYAPGSSVEYQCQNLQYQLEGNNQITCRNGQWSE PPKCLDPCVISQEIMEKYNIKLKWTNQKLYSRTGDMEFVCKSGYHPTKS HSFRAMCQNGKLVYPSCEEK
Host:	Mouse
Reactivity:	Human
Quality Control Testing:	Antibody reactive against mammalian transfected lysate.
Storage Buffer:	In 1x PBS, pH 7.4
Storage Instruction:	Store at -20°C or lower. Aliquot to avoid repeated freezing and thawing.
MSDS:	 Download
Datasheet:	 Download

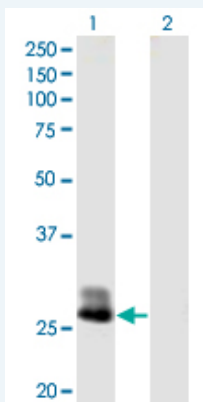
Application Image

Western Blot (Transfected lysate)




Applications

Western Blot (Transfected lysate)



Western Blot analysis of CFHR2 expression in transfected 293T cell line (H00003080-T02) by CFHR2 MaxPab polyclonal antibody.

Lane 1: CFHR2 transfected lysate(29.7 KDa).
Lane 2: Non-transfected lysate.

 [Protocol Download](#)

Gene Information

Entrez GeneID: [3080](#)

**GeneBank
Accession#:** [NM_005666](#)

**Protein
Accession#:** [NP_005657.1](#)

Gene Name: CFHR2

Gene Alias: CFHL2,FHR2,HFL3

**Gene
Description:** complement factor H-related 2

Omim ID: [600889](#)

Gene Ontology: [Hyperlink](#)

**Other
Designations:** H factor (complement)-like 3,OTTHUMP00000034673, factor H-related gene 2

Related Disease

[Genetic Predisposition to Disease Hemolytic-Uremic Syndrome Macular Degeneration](#)

[服務條款](#) | [隱私權政策](#) | [著作及商標](#) | [網站地圖](#)

©2016 亞諾法生技股份有限公司 Abnova Corporation. 版權所有.