



SZABO SCANDIC

Part of Europa Biosite

Produktinformation



Forschungsprodukte & Biochemikalien



Zellkultur & Verbrauchsmaterial



Diagnostik & molekulare Diagnostik



Laborgeräte & Service

Weitere Information auf den folgenden Seiten!
See the following pages for more information!



Lieferung & Zahlungsart

siehe unsere [Liefer- und Versandbedingungen](#)

Zuschläge

- Mindermengenzuschlag
- Trockeneiszuschlag
- Gefahrgutzuschlag
- Expressversand

SZABO-SCANDIC HandelsgmbH

Quellenstraße 110, A-1100 Wien

T. +43(0)1 489 3961-0

F. +43(0)1 489 3961-7

mail@szabo-scandic.com

www.szabo-scandic.com

[linkedin.com/company/szaboscandic](https://www.linkedin.com/company/szaboscandic) 

HHEX MaxPab mouse polyclonal antibody (B01) MaxPab®

Catalog # : H00003087-B01

規格 : [50 uL]

[List All](#)

Specification

Product Description: Mouse polyclonal antibody raised against a full-length human HHEX protein.

Immunogen: HHEX (NP_002720.1, 1 a.a. ~ 270 a.a) full-length human protein.

Sequence:
 MQYPHPGPAAGAVGVPLYAPTLLQPAHPTPFYIEDILGRGPAAPTAPPT
 LPSPNSSFTSLVSPYRTPVYEPTPIHPAFSHSAAALAAAYGPGGFGGPL
 YPFPRTVNDYTHALLRHDPLGKPLLWSPFLQRPLHKRKGQVRFSDNQ
 TIELEKKFETQKYLSPPERKRLAKMLQLSERQVKTWFAQNRRAKWRRLK
 QENPQSNKKEELESLSDDSCDQRQDLPSEQNKGASLDSSQCSPSPASQE
 DLESEISEDSDQEVDIEGDKSYFNAG

Host: Mouse

Reactivity: Human

Quality Control Testing: Antibody reactive against mammalian transfected lysate.

Storage Buffer: No additive

Storage Instruction: Store at -20°C or lower. Aliquot to avoid repeated freezing and thawing.

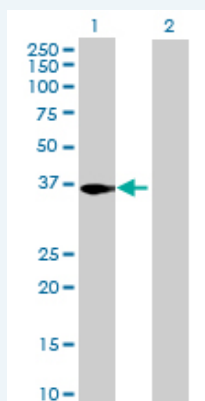
Note: For IHC and IF applications, antibody purification with Protein A will be needed prior to use.

MSDS: [Download](#)

Datasheet: [Download](#)

Applications

Western Blot (Transfected lysate)

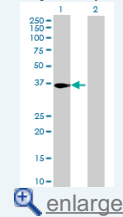


Western Blot analysis of HHEX expression in transfected 293T cell line (H00003087-T01) by HHEX MaxPab polyclonal antibody.

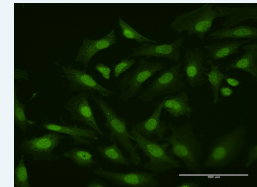
Lane 1: HHEX transfected lysate(29.7 KDa).
 Lane 2: Non-transfected lysate.

Application Image

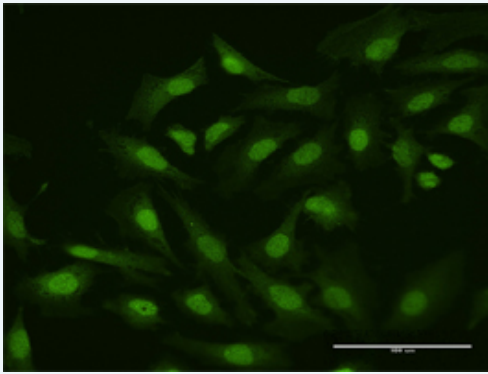
Western Blot (Transfected lysate)




Immunofluorescence



Immunofluorescence



 enlarge this image

Immunofluorescence of purified MaxPab antibody to HHEX on HeLa cell. [antibody concentration 10 ug/ml]

Gene Information

Entrez GeneID: [3087](#)

GeneBank Accession#: [NM_002729.3](#)

Protein Accession#: [NP_002720.1](#)

Gene Name: HHEX

Gene Alias: HEX,HMPH,HOX11L-PEN,PRH,PRHX

Gene Description: hematopoietically expressed homeobox

Omim ID: [604420](#)

Gene Ontology: [Hyperlink](#)

Gene Summary: This gene encodes a member of the homeobox family of transcription factors, many of which are involved in developmental processes. Expression in specific hematopoietic lineages suggests that this protein may play a role in hematopoietic differentiation. [provided by RefSeq]

Other Designations: OTTHUMP00000020100,homeobox, hematopoietically expressed,proline-rich homeodomain-containing transcription factor

Gene Pathway

[Maturity onset diabetes of the young](#)

Related Disease

[Alzheimer Disease](#) [Alzheimer disease](#) [Atherosclerosis](#) [Birth Weight](#) [Calcinosis](#) [Carcinoma](#) [Cardiovascular Diseases](#) [Coronary Artery Disease](#) [Coronary Disease](#) [Diabetes Complications](#) [Diabetes Mellitus](#) [Diabetes Mellitus, Type 1](#) [Diabetes Mellitus, Type 2](#) [Diabetes, Gestational](#) [Diabetes, type 1](#) [Endometrial Neoplasms](#) [Fetal Diseases](#) [Genetic Predisposition to Disease](#) [Glucose Intolerance](#)

... see more

