



# SZABO SCANDIC

Part of Europa Biosite

## Produktinformation



Forschungsprodukte & Biochemikalien



Zellkultur & Verbrauchsmaterial



Diagnostik & molekulare Diagnostik



Laborgeräte & Service

Weitere Information auf den folgenden Seiten!  
See the following pages for more information!



### Lieferung & Zahlungsart

siehe unsere [Liefer- und Versandbedingungen](#)

### Zuschläge

- Mindermengenzuschlag
- Trockeneiszuschlag
- Gefahrgutzuschlag
- Expressversand

### SZABO-SCANDIC HandelsgmbH

Quellenstraße 110, A-1100 Wien

T. +43(0)1 489 3961-0

F. +43(0)1 489 3961-7

[mail@szabo-scandic.com](mailto:mail@szabo-scandic.com)

[www.szabo-scandic.com](http://www.szabo-scandic.com)

[linkedin.com/company/szaboscandic](https://www.linkedin.com/company/szaboscandic) 

## HHEX purified MaxPab mouse polyclonal antibody (B01P) MaxPab®

Catalog # : H00003087-B01P

規格 : [ 50 ug ]

[List All](#)

### Specification

**Product Description:** Mouse polyclonal antibody raised against a full-length human HHEX protein.

**Immunogen:** HHEX (NP\_002720.1, 1 a.a. ~ 270 a.a) full-length human protein.

**Sequence:**  
 MQYPHPGPAAGAVGVPLYAPTLLQPAHPTPFYIEDILGRGPAAPT  
 LPSPNSSFTSLVSPYRTPVYEPTPIHPAFSHSAAALAAAYGPGGFGGPL  
 YFPRTVNDYTHALLRHDPLGKPLLWSPFLQRPLHKRKGQVRFSDQ  
 TIELEKKFETQKYLSPERKRLAKMLQLSERQVKTWVFNRRAKWRRK  
 QENPQSNKKEELESLSLSSCDQRQDLPEQNKGASLDSSQCSPSPASQE  
 DLESEISEDSDQEVDIEGDKSYFNAG

**Host:** Mouse

**Reactivity:** Human

**Quality Control Testing:** Antibody reactive against mammalian transfected lysate.

**Storage Buffer:** In 1x PBS, pH 7.4

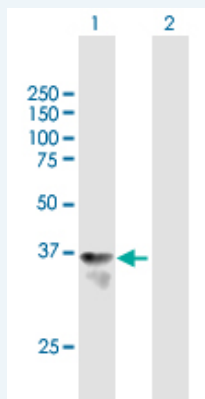
**Storage Instruction:** Store at -20°C or lower. Aliquot to avoid repeated freezing and thawing.

**MSDS:** [Download](#)

**Datasheet:** [Download](#)

### Applications

#### Western Blot (Transfected lysate)



Western Blot analysis of HHEX expression in transfected 293T cell line ([H00003087-T01](#)) by HHEX MaxPab polyclonal antibody.

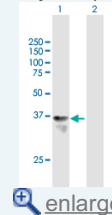
Lane 1: HHEX transfected lysate(29.7 KDa).  
 Lane 2: Non-transfected lysate.

[Protocol Download](#)

#### Immunofluorescence

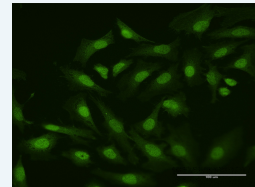
### Application Image

#### Western Blot (Transfected lysate)

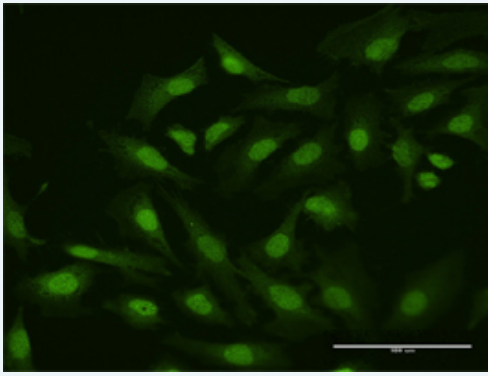


[enlarge](#)

#### Immunofluorescence



[enlarge](#)



[enlarge this image](#)

Immunofluorescence of purified MaxPab antibody to HHEX on HeLa cell. [antibody concentration 10 ug/ml]

[Protocol Download](#)

## Gene Information

**Entrez GeneID:** [3087](#)

**GeneBank Accession#:** [NM\\_002729.3](#)

**Protein Accession#:** [NP\\_002720.1](#)

**Gene Name:** HHEX

**Gene Alias:** HEX,HMPH,HOX11L-PEN,PRH,PRHX

**Gene Description:** hematopoietically expressed homeobox

**Omim ID:** [604420](#)

**Gene Ontology:** [Hyperlink](#)

**Gene Summary:** This gene encodes a member of the homeobox family of transcription factors, many of which are involved in developmental processes. Expression in specific hematopoietic lineages suggests that this protein may play a role in hematopoietic differentiation. [provided by RefSeq]

**Other Designations:** OTTHUMP00000020100,homeobox, hematopoietically expressed,proline-rich homeodomain-containing transcription factor

## Gene Pathway

[Maturity onset diabetes of the young](#)

## Related Disease

[Alzheimer Disease](#) [Alzheimer disease](#) [Atherosclerosis](#) [Birth Weight](#) [Calcinosis](#) [Carcinoma](#) [Cardiovascular Diseases](#) [Coronary Artery Disease](#) [Coronary Disease](#) [Diabetes Complications](#) [Diabetes Mellitus](#) [Diabetes Mellitus, Type 1](#) [Diabetes Mellitus, Type 2](#) [Diabetes, Gestational](#) [Diabetes, type 1](#) [Endometrial Neoplasms](#) [Fetal Diseases](#) [Genetic Predisposition to Disease](#) [Glucose Intolerance](#)

... see more