



SZABO SCANDIC

Part of Europa Biosite

Produktinformation



Forschungsprodukte & Biochemikalien



Zellkultur & Verbrauchsmaterial



Diagnostik & molekulare Diagnostik



Laborgeräte & Service

Weitere Information auf den folgenden Seiten!
See the following pages for more information!



Lieferung & Zahlungsart

siehe unsere [Liefer- und Versandbedingungen](#)

Zuschläge

- Mindermengenzuschlag
- Trockeneiszuschlag
- Gefahrgutzuschlag
- Expressversand

SZABO-SCANDIC HandelsgmbH

Quellenstraße 110, A-1100 Wien

T. +43(0)1 489 3961-0

F. +43(0)1 489 3961-7

mail@szabo-scandic.com

www.szabo-scandic.com

[linkedin.com/company/szaboscandic](https://www.linkedin.com/company/szaboscandic) 

HHEX monoclonal antibody (M01), clone 3F11

Catalog # : H00003087-M01

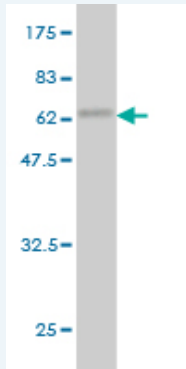
規格 : [100 ug]

[List All](#)

Specification

| | |
|-----------------------------|--------------------------------------------------------------------------------------------------------------------------------------------------------------------------------------------------------------------------------------------------------------------------------|
| Product Description: | Mouse monoclonal antibody raised against a full length recombinant HHEX. |
| Immunogen: | HHEX (AAH14336, 1 a.a. ~ 270 a.a) full-length recombinant protein with GST tag. MW of the GST tag alone is 26 KDa. |
| Sequence: | MQYPHPGPAAGAVGVPLYAPTLLQPAHPTPFYIEDILGRGPAAPTAPPTLPSPNSSFTSLVSPYRTPVYEPTPIHPAFSHSAAALAAAYGPGGFGGPLYFPFRTVNDYTHALLRHDPLGKPLLWSPFLQRPLHKRGGQVRFSSNDQTIELEKKFETQKYLSPPERKRLTKMLQLSERQVKTWFQNRRAKWRRLLKQENPQSNKKEELESLSLSSCDQRQDLPSEQNKGASLDSSQCSPSPASQEDLESEISEDSDQEVDIEGDKSYFNAG |
| Host: | Mouse |
| Reactivity: | Human |
| Isotype: | IgG2b Kappa |

Quality Control Testing: Antibody Reactive Against Recombinant Protein.



Western Blot detection against Immunogen (55.44 KDa) .

Storage Buffer: In 1x PBS, pH 7.4

Storage Instruction: Store at -20°C or lower. Aliquot to avoid repeated freezing and thawing.

MSDS: [Download](#)

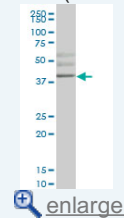
Datasheet: [Download](#)

Applications

Western Blot (Tissue lysate)

Application Image

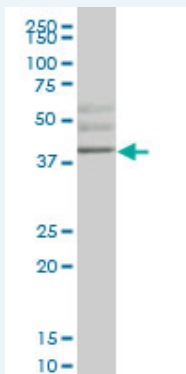
Western Blot (Tissue lysate)



Western Blot (Recombinant protein)

Sandwich ELISA (Recombinant protein)

ELISA



HHEX monoclonal antibody (M01), clone 3F11. Western Blot analysis of HHEX expression in human placenta.

[Protocol Download](#)

Western Blot (Recombinant protein)

[Protocol Download](#)

Sandwich ELISA (Recombinant protein)

Detection limit for recombinant GST tagged HHEX is approximately 10ng/ml as a capture antibody.

[Protocol Download](#)

ELISA

Gene Information

Entrez GeneID: [3087](#)

GeneBank [BC014336](#)

Accession#:

Protein [AAH14336](#)

Accession#:

Gene Name: HHEX

Gene Alias: HEX,HMPH,HOX11L-PEN,PRH,PRHX

Gene Description: hematopoietically expressed homeobox

Description:

Omim ID: [604420](#)

Gene Ontology: [Hyperlink](#)

Gene Summary: This gene encodes a member of the homeobox family of transcription factors, many of which are involved in developmental processes. Expression in specific hematopoietic lineages suggests that this protein may play a role in hematopoietic differentiation. [provided by RefSeq]

Other Designations: OTTHUMP00000020100,homeobox, hematopoietically

expressed,proline-rich homeodomain-containing transcription factor

Gene Pathway

[Maturity onset diabetes of the young](#)

Related Disease

[Alzheimer Disease](#) [Alzheimer disease](#) [Atherosclerosis](#) [Birth Weight](#) [Calcinosis](#) [Carcinoma](#) [Cardiovascular Diseases](#) [Coronary Artery Disease](#) [Coronary Disease](#) [Diabetes Complications](#) [Diabetes Mellitus](#) [Diabetes Mellitus, Type 1](#) [Diabetes Mellitus, Type 2](#) [Diabetes, Gestational](#) [Diabetes, type 1](#) [Endometrial Neoplasms](#) [Fetal Diseases](#) [Genetic Predisposition to Disease](#) [Glucose Intolerance](#)

[... see more](#)

[服務條款](#) | [隱私權政策](#) | [著作及商標](#) | [網站地圖](#)

©2016 亞諾法生技股份有限公司 Abnova Corporation. 版權所有.