



SZABO SCANDIC

Part of Europa Biosite

Produktinformation



Forschungsprodukte & Biochemikalien



Zellkultur & Verbrauchsmaterial



Diagnostik & molekulare Diagnostik



Laborgeräte & Service

Weitere Information auf den folgenden Seiten!
See the following pages for more information!



Lieferung & Zahlungsart

siehe unsere [Liefer- und Versandbedingungen](#)

Zuschläge

- Mindermengenzuschlag
- Trockeneiszuschlag
- Gefahrgutzuschlag
- Expressversand

SZABO-SCANDIC HandelsgmbH

Quellenstraße 110, A-1100 Wien

T. +43(0)1 489 3961-0

F. +43(0)1 489 3961-7

mail@szabo-scandic.com

www.szabo-scandic.com

[linkedin.com/company/szaboscandic](https://www.linkedin.com/company/szaboscandic) 

HHEX monoclonal antibody (M10), clone 4E9

Catalog # : H00003087-M10

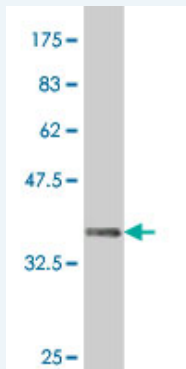
規格 : [100 ug]

[List All](#)

Specification

Product Description:	Mouse monoclonal antibody raised against a full length recombinant HHEX.
Immunogen:	HHEX (NP_002720, 133 a.a. ~ 237 a.a) full length recombinant protein with GST tag. MW of the GST tag alone is 26 KDa.
Sequence:	PLHKRKGQVRFSDNDQTIELEKKFETQKYLSPERKRLAKMLQLSERQV KTWFKNRRRAKWRRLKQENPQSNKKEELESLSLSSCDQRQDLPSEQNKG ASLDSSQCS
Host:	Mouse
Reactivity:	Human
Isotype:	IgG2a Kappa

Quality Control Testing: Antibody Reactive Against Recombinant Protein.



Western Blot detection against Immunogen (37.55 KDa) .

Storage Buffer: In 1x PBS, pH 7.4

Storage Instruction: Store at -20°C or lower. Aliquot to avoid repeated freezing and thawing.

MSDS: [Download](#)

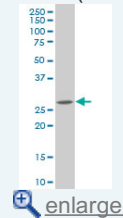
Datasheet: [Download](#)

Applications

Western Blot (Cell lysate)

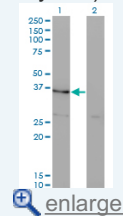
Application Image

Western Blot (Cell lysate)



[enlarge](#)

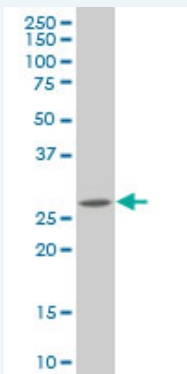
Western Blot (Transfected lysate)



[enlarge](#)

Western Blot (Recombinant protein)

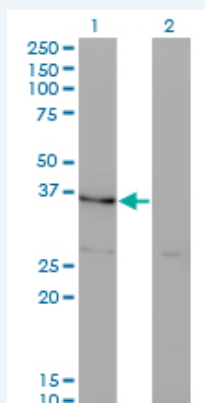
ELISA



HHEX monoclonal antibody (M10), clone 4E9 Western Blot analysis of HHEX expression in K-562 (Cat # L009V1).

 [Protocol Download](#)

Western Blot (Transfected lysate)



Western Blot analysis of HHEX expression in transfected 293T cell line by HHEX monoclonal antibody (M10), clone 4E9.

Lane 1: HHEX transfected lysate(30.02 KDa).

Lane 2: Non-transfected lysate.

 [Protocol Download](#)

Western Blot (Recombinant protein)

 [Protocol Download](#)

ELISA

Gene Information

Entrez GeneID: [3087](#)

GeneBank [NM_002729](#)
Accession#:

Protein [NP_002720](#)
Accession#:

Gene Name: HHEX

Gene Alias: HEX,HMPH,HOX1 1L-PEN,PRH,PRHX

Gene Description: hematopoietically expressed homeobox

Omim ID: [604420](#)

Gene Ontology: [Hyperlink](#)

Gene Summary: This gene encodes a member of the homeobox family of transcription factors, many of which are involved in developmental processes.

Expression in specific hematopoietic lineages suggests that this protein may play a role in hematopoietic differentiation. [provided by RefSeq]

Other Designations: OTTHUMP00000020100,homeobox, hematopoietically expressed,proline-rich homeodomain-containing transcription factor

Gene Pathway

[Maturity onset diabetes of the young](#)

Related Disease

[Alzheimer Disease](#) [Alzheimer disease](#) [Atherosclerosis](#) [Birth Weight](#) [Calcinosis](#) [Carcinoma](#)
[Cardiovascular Diseases](#) [Coronary Artery Disease](#) [Coronary Disease](#)
[Diabetes Complications](#) [Diabetes Mellitus](#) [Diabetes Mellitus, Type 1](#)
[Diabetes Mellitus, Type 2](#) [Diabetes, Gestational](#) [Diabetes, type 1](#) [Endometrial Neoplasms](#)
[Fetal Diseases](#) [Genetic Predisposition to Disease](#) [Glucose Intolerance](#)

... see more

[服務條款](#) | [隱私權政策](#) | [著作及商標](#) | [網站地圖](#)

©2016 亞諾法生技股份有限公司 Abnova Corporation. 版權所有.