



# SZABO SCANDIC

Part of Europa Biosite

## Produktinformation



Forschungsprodukte & Biochemikalien



Zellkultur & Verbrauchsmaterial



Diagnostik & molekulare Diagnostik



Laborgeräte & Service

Weitere Information auf den folgenden Seiten!  
See the following pages for more information!



### Lieferung & Zahlungsart

siehe unsere [Liefer- und Versandbedingungen](#)

### Zuschläge

- Mindermengenzuschlag
- Trockeneiszuschlag
- Gefahrgutzuschlag
- Expressversand

### SZABO-SCANDIC HandelsgmbH

Quellenstraße 110, A-1100 Wien

T. +43(0)1 489 3961-0

F. +43(0)1 489 3961-7

[mail@szabo-scandic.com](mailto:mail@szabo-scandic.com)

[www.szabo-scandic.com](http://www.szabo-scandic.com)

[linkedin.com/company/szaboscandic](https://www.linkedin.com/company/szaboscandic) 

## HHEX monoclonal antibody (M11), clone 2A10

Catalog # : H00003087-M11

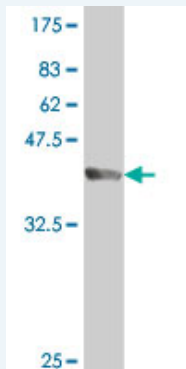
規格 : [ 100 ug ]

[List All](#)

### Specification

<b>Product Description:</b>	Mouse monoclonal antibody raised against a full length recombinant HHEX.
<b>Immunogen:</b>	HHEX (NP_002720, 133 a.a. ~ 237 a.a) full length recombinant protein with GST tag. MW of the GST tag alone is 26 KDa.
<b>Sequence:</b>	PLHKRKGQVRFSDNQTIIEKKKFETQKYLSPPERKRLAKMLQLSERQV KTWFAQNRRRAKWRRLKQENPQSNKKEELESLSLSSCDQRQDLPSEQNKG ASLDSSQCS
<b>Host:</b>	Mouse
<b>Reactivity:</b>	Human
<b>Isotype:</b>	IgG2b Kappa

**Quality Control Testing:** Antibody Reactive Against Recombinant Protein.



Western Blot detection against Immunogen (37.55 KDa) .

**Storage Buffer:** In 1x PBS, pH 7.4

**Storage Instruction:** Store at -20°C or lower. Aliquot to avoid repeated freezing and thawing.

**MSDS:** [Download](#)

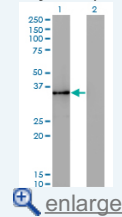
**Datasheet:** [Download](#)

### Applications

Western Blot (Transfected lysate)

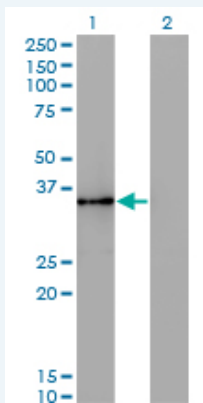
### Application Image

Western Blot (Transfected lysate)



Western Blot (Recombinant protein)

ELISA



Western Blot analysis of HHEX expression in transfected 293T cell line by HHEX monoclonal antibody (M11), clone 2A10.

Lane 1: HHEX transfected lysate(30.02 KDa).  
Lane 2: Non-transfected lysate.

 [Protocol Download](#)

### Western Blot (Recombinant protein)

 [Protocol Download](#)

### ELISA

### Gene Information

Entrez GeneID: [3087](#)

GeneBank [NM\\_002729](#)  
Accession#:

Protein [NP\\_002720](#)  
Accession#:

Gene Name: HHEX

Gene Alias: HEX,HMPH,HOX11L-PEN,PRH,PRHX

Gene Description: hematopoietically expressed homeobox

Omim ID: [604420](#)

Gene Ontology: [Hyperlink](#)

**Gene Summary:** This gene encodes a member of the homeobox family of transcription factors, many of which are involved in developmental processes. Expression in specific hematopoietic lineages suggests that this protein may play a role in hematopoietic differentiation. [provided by RefSeq]

**Other Designations:** OTTHUMP00000020100,homeobox, hematopoietically expressed,proline-rich homeodomain-containing transcription factor

### Gene Pathway

[Maturity onset diabetes of the young](#)

### Related Disease

[Alzheimer Disease](#) [Alzheimer disease](#) [Atherosclerosis](#) [Birth Weight](#) [Calcinosis](#) [Carcinoma](#) [Cardiovascular Diseases](#) [Coronary Artery Disease](#) [Coronary Disease](#) [Diabetes Complications](#) [Diabetes Mellitus](#) [Diabetes Mellitus, Type 1](#) [Diabetes Mellitus, Type 2](#) [Diabetes, Gestational](#) [Diabetes, type 1](#) [Endometrial Neoplasms](#) [Fetal Diseases](#) [Genetic Predisposition to Disease](#) [Glucose Intolerance](#)

... see more

[服務條款](#) | [隱私權政策](#) | [著作及商標](#) | [網站地圖](#)

©2016 亞諾法生技股份有限公司 Abnova Corporation. 版權所有.