



# SZABO SCANDIC

Part of Europa Biosite

## Produktinformation



Forschungsprodukte & Biochemikalien



Zellkultur & Verbrauchsmaterial



Diagnostik & molekulare Diagnostik



Laborgeräte & Service

Weitere Information auf den folgenden Seiten!  
See the following pages for more information!



### Lieferung & Zahlungsart

siehe unsere [Liefer- und Versandbedingungen](#)

### Zuschläge

- Mindermengenzuschlag
- Trockeneiszuschlag
- Gefahrgutzuschlag
- Expressversand

### SZABO-SCANDIC HandelsgmbH

Quellenstraße 110, A-1100 Wien

T. +43(0)1 489 3961-0

F. +43(0)1 489 3961-7

[mail@szabo-scandic.com](mailto:mail@szabo-scandic.com)

[www.szabo-scandic.com](http://www.szabo-scandic.com)

[linkedin.com/company/szaboscandic](https://www.linkedin.com/company/szaboscandic) 

## HIC1 monoclonal antibody (M01), clone 4E11

產品編號 # : H00003090-M01

規格 : [ 100 ug ]

[List All](#)

### Specification

**Product Description:** Mouse monoclonal antibody raised against a partial recombinant HIC1.

**Immunogen:** HIC1 (NP\_006488, 396 a.a. ~ 453 a.a) partial recombinant protein with GST tag. MW of the GST tag alone is 26 KDa.

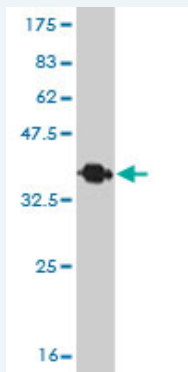
**Sequence:** YKSSSEETGSSEDPSPGGHLEGYPCHLAYGEPESFGDNLVYCIPCGK  
GFPSSEQLN

**Host:** Mouse

**Reactivity:** Human, Rat

**Isotype:** IgG2b Kappa

**Quality Control Testing:** Antibody Reactive Against Recombinant Protein.



Western Blot detection against Immunogen (32.38 KDa) .

**Storage Buffer:** In 1x PBS, pH 7.4

**Storage Instruction:** Store at -20°C or lower. Aliquot to avoid repeated freezing and thawing.

**MSDS:** [Download](#)


**Datasheet:** [Download](#)

### Applications

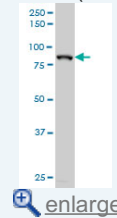
**Western Blot (Cell lysate)**

### Application Image

Western Blot (Cell lysate)

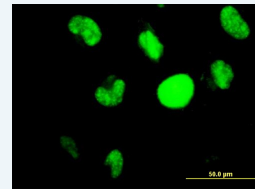


Western Blot (Cell lysate)

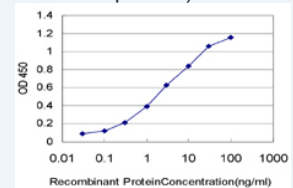


Western Blot (Recombinant protein)

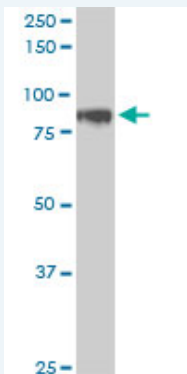
Immunofluorescence



Sandwich ELISA (Recombinant protein)



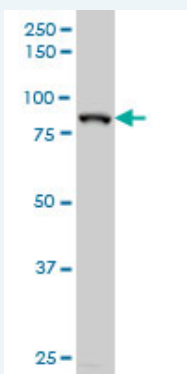
ELISA



HIC1 monoclonal antibody (M01), clone 4E11. Western Blot analysis of HIC1 expression in PC-12(Cat # L012V1).

[Protocol Download](#)

#### Western Blot (Cell lysate)



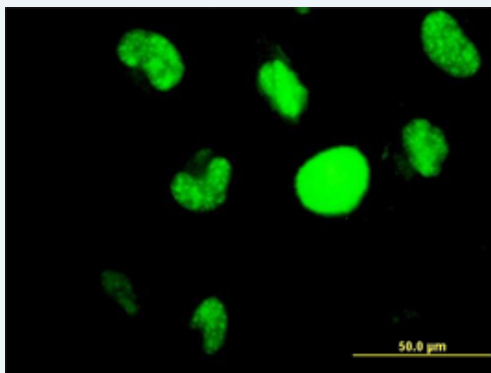
HIC1 monoclonal antibody (M01), clone 4E11 Western Blot analysis of HIC1 expression in Jurkat ( Cat # L017V1 ).

[Protocol Download](#)

#### Western Blot (Recombinant protein)

[Protocol Download](#)

#### Immunofluorescence

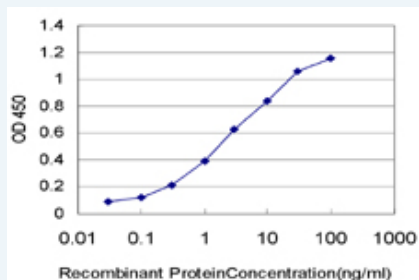


[enlarge this image](#)

Immunofluorescence of monoclonal antibody to HIC1 on HeLa cell. [antibody concentration 10 ug/ml]

[Protocol Download](#)

#### Sandwich ELISA (Recombinant protein)



Detection limit for recombinant GST tagged HIC1 is approximately 0.1ng/ml as a capture antibody.

[Protocol Download](#)

## ELISA

### Gene Information

Entrez GeneID: [3090](#)

GeneBank Accession#: [NM\\_006497](#)

Protein Accession#: [NP\\_006488](#)

Gene Name: HIC1

Gene Alias: ZBTB29,hic-1

Gene Description: hypermethylated in cancer 1

Omim ID: [603825](#)

Gene Ontology: [Hyperlink](#)

Other Designations: -

### Related Disease

[Cleft Lip](#) [Cleft Palate](#) [Colorectal Neoplasms](#) [Microsatellite Instability](#)

[服務條款](#) | [隱私權政策](#) | [著作及商標](#) | [網站地圖](#)

©2016 亞諾法生技股份有限公司 Abnova Corporation. 版權所有.