



SZABO SCANDIC

Part of Europa Biosite

Produktinformation



Forschungsprodukte & Biochemikalien



Zellkultur & Verbrauchsmaterial



Diagnostik & molekulare Diagnostik



Laborgeräte & Service

Weitere Information auf den folgenden Seiten!
See the following pages for more information!



Lieferung & Zahlungsart

siehe unsere [Liefer- und Versandbedingungen](#)

Zuschläge

- Mindermengenzuschlag
- Trockeneiszuschlag
- Gefahrgutzuschlag
- Expressversand

SZABO-SCANDIC HandelsgmbH

Quellenstraße 110, A-1100 Wien

T. +43(0)1 489 3961-0

F. +43(0)1 489 3961-7

mail@szabo-scandic.com

www.szabo-scandic.com

[linkedin.com/company/szaboscandic](https://www.linkedin.com/company/szaboscandic) 

HIP1 purified MaxPab mouse polyclonal antibody (B01P) MaxPab®

Catalog # : H00003092-B01P

規格 : [50 ug]

[List All](#)

Specification

Product Description: Mouse polyclonal antibody raised against a full-length human HIP1 protein.

Immunogen: HIP1 (NP_005329.3, 1 a.a. ~ 1037 a.a) full-length human protein.

Sequence:
 MDRMASSMKQVPNPLPKVLSRRGVGAGLEAAERESFERTQTVSINKAIN
 TQEVAVKEKHARTCILGTHHEKGAQTFWSVVRNRLPLSSNAVLCWKFCNV
 FHKLLRDGHPNVLKDSLRYRNELSDMSRMWGHLESEGYGQLCSIYKLLR
 TKMEYHTKNPRFPGNLQMSDRQLDEAGESDVNNFFQLTVEMFDYLECE
 LNLFQTVFNLSLDMRSVSVTAAGQCRLAPLIQVILDCSHLYDYTVKLLFKL
 HSCLPADTLQGHRDRFMEQFTKLKDLFYRSSLNLYFKRLIQIPQLPENPP
 NFLRASALSEHISPVVIPAEASSPDSEPVLEKDDLMDMDASQQNLFDNK
 FDDIFGSSFSSDPFNFNSQNGVKNDEKDHIERLYREISGLKAQLENMKT
 ESQRVWLQLKGVSELEADLAEQHLRQQAADDCEFLRAELDELRRQR
 EDTEKAQRSLSEIERKAQANEQRYSKLKEKYSSELVQNHADLLRKNAEVTK
 QVSMARQAQVDLEREKKELEDSELRISDQGRKTQEQLVLESLKQEL
 ATSQRELQVLQGSLETSAQSEANWAAEFAELEKERDSLVSAAHREEE
 LSALRKELQDTQLKLASTEESMCQLAKDQRKMLLVGSRKAAEQVIQDAL
 NQLEEPPLISCAGSADHLLSTVTSISSCIEQLEKSWSYLACPEDISGLLH
 SITLLAHLTSDAIAHGATTCLRAPPEPADSLTEACKQYGRETAYLASLEE
 EGLENADSTAMRNCLSKIKAIGEELLPRGLDIKQEELGDLVDKEMAATS
 AAJETATARIEEMLSKSRAGDTGVKLEVNERILGCCTSLMQAIQVLIVASKD
 LQREIVESGRGTASPKEFYAKNSRWTEGLISASKAVGWGATVMVDAADL
 VVQGRGKFEELMVCHEIAASTAQLVAASKVKADKSPNLAQLQQASRG
 VNQATAGVVASTISGKSQIEETDNMDFSSMTLTQIKRQEMDSQVVRVLELE
 NELQKERQKLGELRKKHYELAGVAEGWEEGTEASPPPTLQEVVTEKE

Host: Mouse

Reactivity: Human

Quality Control Testing: Antibody reactive against mammalian transfected lysate.

Storage Buffer: In 1x PBS, pH 7.4

Storage Instruction: Store at -20°C or lower. Aliquot to avoid repeated freezing and thawing.

MSDS: [Download](#)

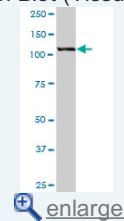
Datasheet: [Download](#)

Applications

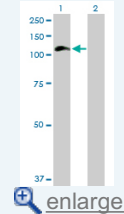
Western Blot (Tissue lysate)

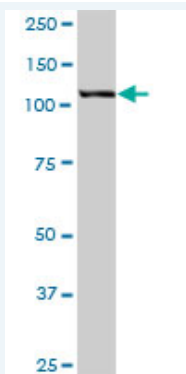
Application Image

Western Blot (Tissue lysate)




Western Blot (Transfected lysate)

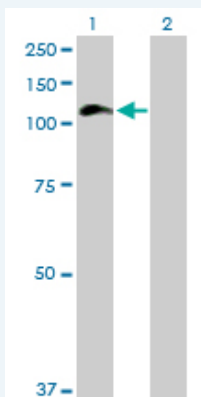




HIP1 MaxPab polyclonal antibody. Western Blot analysis of HIP1 expression in human liver.

 [Protocol Download](#)

Western Blot (Transfected lysate)



Western Blot analysis of HIP1 expression in transfected 293T cell line ([H00003092-T01](#)) by HIP1 MaxPab polyclonal antibody.

Lane 1: HIP1 transfected lysate(114.07 KDa).

Lane 2: Non-transfected lysate.

 [Protocol Download](#)

Gene Information

Entrez GeneID: [3092](#)

GeneBank [NM_005338.4](#)

Accession#:

Protein [NP_005329.3](#)

Accession#:

Gene Name: HIP1

Gene Alias: ILWEQ,MGC126506

Gene huntingtin interacting protein 1

Description:

Omim ID: [176807](#), [601767](#)

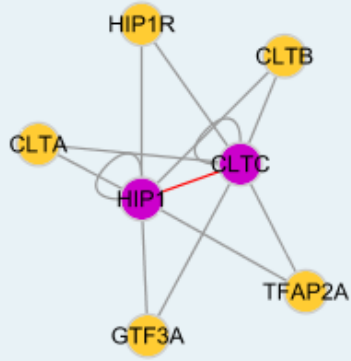
Gene Ontology: [Hyperlink](#)

Gene Summary: The product of this gene is a membrane-associated protein that colocalizes with huntingtin. This protein has similarities to cytoskeleton proteins and its interaction with huntingtin is thought to play a functional role in the cell filament network. Loss of normal huntingtin-HIP1 interaction in Huntington disease may contribute to a defect in membrane-cytoskeletal integrity in the brain. This gene could help in the understanding of the normal function of huntingtin and also the pathogenesis of Huntington disease. It also has been implicated in the pathogenesis of hematopoietic malignancies. An alternative splice

variant of this gene has been described but its full length sequence has not been determined. [provided by RefSeq]

Other Designations: -

Interactome



Gene Pathway

[Huntington's disease](#)

Related Disease

[Huntington Disease](#) [Huntington disease](#)