



# SZABO SCANDIC

Part of Europa Biosite

## Produktinformation



Forschungsprodukte & Biochemikalien



Zellkultur & Verbrauchsmaterial



Diagnostik & molekulare Diagnostik



Laborgeräte & Service

Weitere Information auf den folgenden Seiten!  
See the following pages for more information!



### Lieferung & Zahlungsart

siehe unsere [Liefer- und Versandbedingungen](#)

### Zuschläge

- Mindermengenzuschlag
- Trockeneiszuschlag
- Gefahrgutzuschlag
- Expressversand

### SZABO-SCANDIC HandelsgmbH

Quellenstraße 110, A-1100 Wien

T. +43(0)1 489 3961-0

F. +43(0)1 489 3961-7

[mail@szabo-scandic.com](mailto:mail@szabo-scandic.com)

[www.szabo-scandic.com](http://www.szabo-scandic.com)

[linkedin.com/company/szaboscandic](https://www.linkedin.com/company/szaboscandic) 

## HIP1 monoclonal antibody (M02), clone 1E9

Catalog # : H00003092-M02

規格 : [ 100 ug ]

List All

### Specification

**Product Description:** Mouse monoclonal antibody raised against a partial recombinant HIP1.

**Immunogen:** HIP1 (NP\_005329, 928 a.a. ~ 1037 a.a) partial recombinant protein with GST tag. MW of the GST tag alone is 26 KDa.

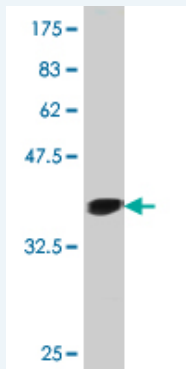
**Sequence:** DSPNLAQLQQASRGVNQATAGVVASTISGKSQIEETDNMDFSSMTLTQIKRQEMDSQVRVLELENELQKERQKLGELRKKHYELAGVAEGWEEGTEASPPTLQEVVTEKE

**Host:** Mouse

**Reactivity:** Human

**Isotype:** IgG2a Kappa

**Quality Control Testing:** Antibody Reactive Against Recombinant Protein.



Western Blot detection against Immunogen (37.84 KDa) .

**Storage Buffer:** In 1x PBS, pH 7.4

**Storage Instruction:** Store at -20°C or lower. Aliquot to avoid repeated freezing and thawing.

**MSDS:** [Download](#)

**Datasheet:** [Download](#)

### Applications

**Western Blot (Recombinant protein)**

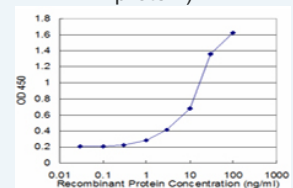
[Protocol Download](#)

**Sandwich ELISA (Recombinant protein)**

### Application Image

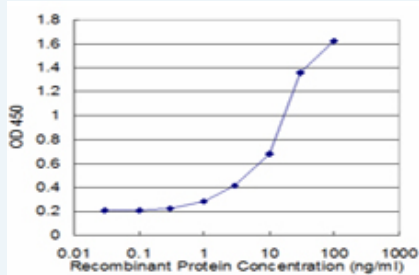
Western Blot (Recombinant protein)

Sandwich ELISA (Recombinant protein)



[enlarge](#)

ELISA



Detection limit for recombinant GST tagged HIP1 is approximately 1ng/ml as a capture antibody.

 [Protocol Download](#)

---

## ELISA

---

### Gene Information

---

**Entrez GeneID:** [3092](#)

**GeneBank** [NM\\_005338](#)

**Accession#:**

**Protein** [NP\\_005329](#)

**Accession#:**

**Gene Name:** HIP1

**Gene Alias:** ILWEQ,MGC126506

**Gene Description:** huntingtin interacting protein 1

**Omim ID:** [176807](#), [601767](#)

**Gene Ontology:** [Hyperlink](#)

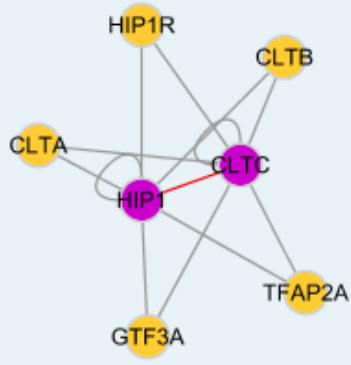
**Gene Summary:** The product of this gene is a membrane-associated protein that colocalizes with huntingtin. This protein has similarities to cytoskeleton proteins and its interaction with huntingtin is thought to play a functional role in the cell filament network. Loss of normal huntingtin-HIP1 interaction in Huntington disease may contribute to a defect in membrane-cytoskeletal integrity in the brain. This gene could help in the understanding of the normal function of huntingtin and also the pathogenesis of Huntington disease. It also has been implicated in the pathogenesis of hematopoietic malignancies. An alternative splice variant of this gene has been described but its full length sequence has not been determined. [provided by RefSeq]

**Other Designations:** -

---

### Interactome

---



### Gene Pathway

[Huntington's disease](#)

### Related Disease

[Huntington Disease](#) [Huntington disease](#)

[服務條款](#) | [隱私權政策](#) | [著作及商標](#) | [網站地圖](#)

©2016 亞諾法生技股份有限公司 Abnova Corporation. 版權所有.